

# *Important information*

## How to make shortcut for switch user?

- 1- Right click on **desktop**
- 2- Goes to **new**
- 3- Goes to **shortcut**
- 4- and write this
- 5- **c:\Windows\system32\rundll32.exe User32.dll, LockWorkStation**
- 6- click **next**
- 7- click **finish**

## How to give restriction to the USB?

- 1- Come to **run** and write **regedit**
- 2- Press **Enter**
- 3- Click on **HKEY\_LOCAL\_MACHINE**
- 4- Click on **SYSTEM**
- 5- Click on **Current Control Set**
- 6- Click on **Services**
- 7- Click on **USB Store**
- 8- Double Click on **Start**
- 9- And change the Value to **4**
- 10- Click on **OK**
- 11- And Close the program

## How to Speed up Shutdown time?

- 1- Come to **run** and write **regedit**
- 2- Press **Enter**
- 3- Click on **HKEY\_LOCAL\_MACHINE**
- 4- Click on **System**
- 5- Click on **Current Control Set**
- 6- Click on **Control**
- 7- Double Click on **Wait to kill Services**
- 8- And change the value to **2000 ( as you wish)**
- 9- And close the program

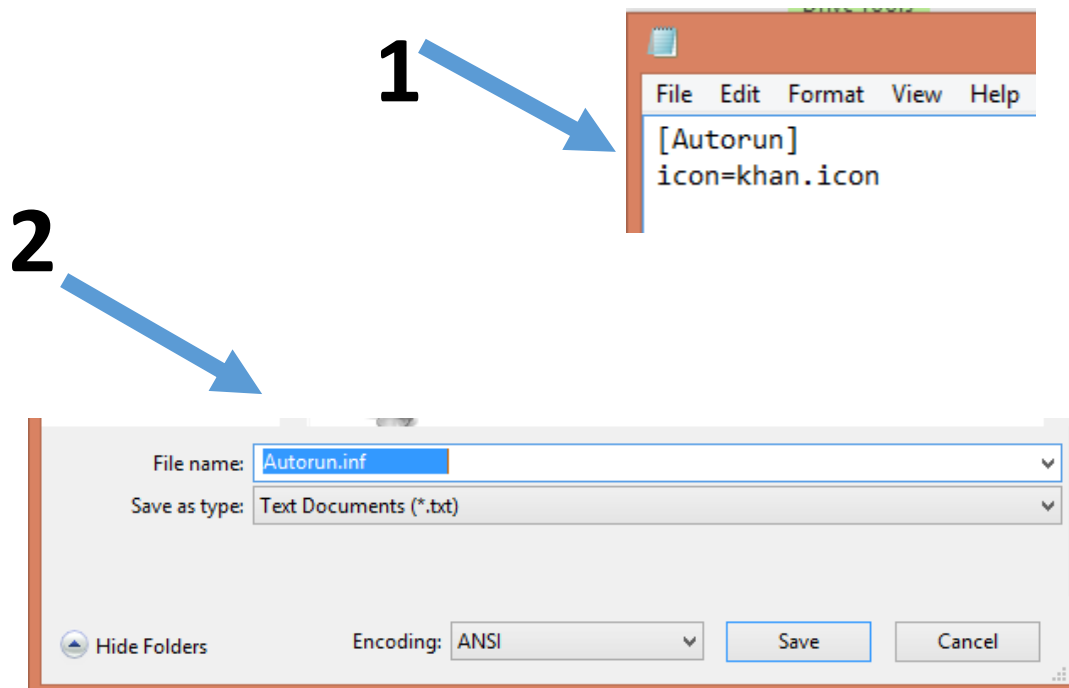


## Important information

### How to set Picture on Drive?

- 1- Which picture you want to set in the Drive first edit the picture come to Resize (**Horizontal =30**) (**Vertical = 30**) Resize is as you wish
- 2- Then set the name of picture and at the end of picture name add **.ico** Like **khan.ico** and save as the type of **24\_bit Bitmap**
- 3- Write on Notepad **[Autorun]** press Enter write **icon=khan.ico** (first write icon then add = symbol then add the picture name which name we save picture then write at the end of **.ico** and save as the file at the name of **Autorun.inf** then close

Like This



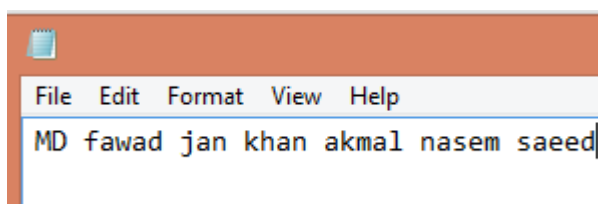
## Important information

### How to made many folder by one click?

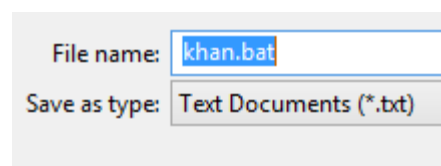
- 1- Got to **Notepad**
- 2- write **MD** space
- 3- Write folders name (**MD kamal Jan jamal saeed ...etc.**)
- 4- Save the file by the extension **.bat**
- 5- Double click on file we can see all folder which we can create

Like this

1



2



Fore Remove folders change **MD** to **rmdir** then save the file.

### How to made folder in the name con?

- 1- Go to run **cmd**
- 2- Writ on cmd **cd desktop** (desktop mean where we create folder (**Desktop is the place of folder**) press Enter
- 3- Write **mkdir con\** press Enter
- 4- Write **Exit**

### How to Remove con folder?

- 1- Go to **run** and write **cmd**
- 2- Write on **cmd cd desktop** and press Enter
- 3- Write **rmdir con\** and press Enter
- 4- Write **Exit**

### How to hide a folder?

- 1- Write on run **attrib +s +h D:/Naveed**

Folder Name

Drive Name



## Important information

### How to unhide folder?

- 1- Write on run `attrib -s -h D:/Naveed`

Folder Name

Drive Name

### How to lock desktop?

- 1- Go to **run** and writ `gpedit.msc`
- 2- Click on **Administrator template**
- 3- Click on **Desktop**
- 4- Click on **Desktop**
- 5- Double click on **Desktop wallpaper**
- 6- Click on **Enable**
- 7- Add **name** click **ok**

### How to format corrupt USB?

- 1- Go to **run** and write `cmd`
- 2- Write `diskpart` → Enter
- 3- Write `list disk` → Enter
- 4- Write `select disk 1` → Enter
- 5- Write `clean` → Enter
- 6- Write `create partition primary` → Enter
- 7- Write `select partition 1` → Enter
- 8- Write `format fs=fat32 Quick` → Enter
- 9- Write `Exit` → Enter
- 10- Write `Exit` → Enter

### How to lock USB?

- 1- Go to **run** and write `cmd`
- 2- Write `diskpart` → Enter
- 3- Write `list disk` → Enter
- 4- Write `select disk 1` → Enter
- 5- Write `attributes disk set readonly` → Enter
- 6- Write `Exit` → Enter
- 7- Write `Exit` → Enter



# Important information

## How to unlock USB?

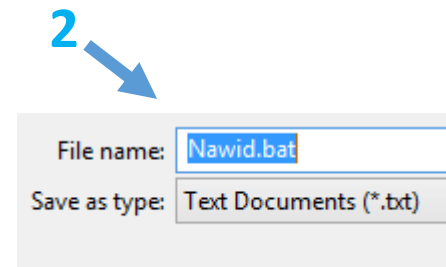
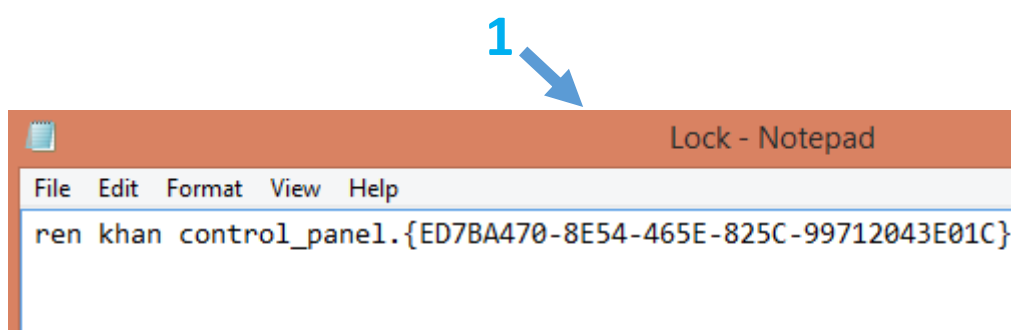
- 1- Go to **run** and writ **cmd**
- 2- Write **diskpart** → Enter
- 3- Write **list disk** → Enter
- 4- Write **select disk 1** → Enter
- 5- Write **attributes disk clear readonly** → Enter
- 6- Write **Exit** → Enter
- 7- Write **Exit** → Enter

## How to lock folder (when we click on this folder open control panel)?

- 1- Go to **notepad** an write this code

**ren khan control\_panel.{ED7BA470-8E54-465E-825C-99712043E01C}**

- 2- Then save the file and add at the end of file name **.bat** an save
- 3- **Double click** on file



## How to unlock folder?

- 1- Go to **notepad** and write this code
- 2- **ren control\_panel.{ED7BA470-8E54-465E-825C-99712043E01C} khan**
- 3- Then save the file and add at the end of file name **.bate** and save the file.
- 4- Like **Nawid.bat**



**Get more e-books from [www.ketabton.com](http://www.ketabton.com)  
Ketabton.com: The Digital Library**