



# مکتبې گرامر

انگلیسي - پښتو

له څلورم څخه تر دوولسم ټولګي پورې




Ketabton.com

ليکوال: محب الله مثال

د پکتیکا پوهنتون د درېيم ټولګي زده کړه يال

کال: ۱۳۹۷

بِسْمِ اللّٰهِ الرَّحْمٰنِ الرَّحِیْمِ



د هر هغه چا څخه چې د معصومو او تنكيو ماشومانو د جرأت په وژلو يې لاس  
پورې كړی دی!

## مقدمه

خوښ يم، چې د دې سپېڅلې ټولنې په سپېڅلې او مينه ناکه غېږه کې را لوی شوی يم او د ژوند د درويشتم پسرلي شپې پکې سبا کوم. څنگه چې ټولنې تر دې دمه په مينه ناکه غېږه کې ځای راکړی او زه يې د خپلو حقوقو څخه برخمن ساتلی يم؛ نو په ما باندې هم ډېر حقوق لري چې همدا حقوق يې ور په ځای کړم او هغې مينې ته چې له ما سره يې کړې ده زه هم د يوې سپېڅلې مينې په سترگه ورته وگورم او دا مينه دوه اړخيزه وساتم.

هر انسان هيلې او اميدونه لري؛ زه هم د دې ټولنې د وگړي په حيث د هيلو او ارمانونو کتاب لرم. د هېواد انکشاف او پرمختگ، سوليزه فضا، د پوهې غوړېدل په هره ټوټه د هېواد کې زما د هغې هيلې ټوټې دي چې د هيلو او ارمانونو د کتاب په لومړۍ پاڼه کې مې ځای ورکړی.

گرانه لوستونکيه! له ډېرې مودې راهيسې دا تنده را سره مل وه چې يو علمي اثر خپلو هېوادولو ته وړاندې کړم، تر څو له هغه څخه په يو علمي او اکاډميک ډگر کې استفاده وشي؛ بالاخره مې دا هوډ وکړ چې: «زه بايد د مکتبې گرامر تر نوم لاندې يو کتاب ترتيب او نشر ته وسپارم چې د مکتب د انگليسي کتابونو گرامر پکې را غونډ او پښتو کرښې (ژباړه) يې هم ورسره وليکم.» نن ورځ چې کوم کتاب ستا په لاس کې دی، په دې کې د څلورم ټولگي څخه تر دوولسم ټولگي پورې هغه گرامري قوانين چې په دې کتابونو کې راغلي دي انشاء الله ما هم را غونډ کړي او ستا تنده پرې ماتوم.

په مينه

محب الله « مثال »

د پکتیکا پوهنتون د درېيم ټولگي زده کړه يال

## Table of contents

| No  | Topic                         | Page |
|-----|-------------------------------|------|
| 1.  | <b>Grade 4</b> .....          | 1    |
| 2.  | Grammar .....                 | 2    |
| 3.  | Alphabet .....                | 3    |
| 4.  | Word .....                    | 3    |
| 5.  | Imperative Sentence .....     | 3    |
| 6.  | Article.....                  | 4    |
| 7.  | Noun.....                     | 4    |
| 8.  | Pronoun .....                 | 4    |
| 9.  | Sentence .....                | 5    |
| 10. | Positive Sentence.....        | 5    |
| 11. | Negative Sentence .....       | 5    |
| 12. | Interrogative Sentence .....  | 6    |
| 13. | Demonstrative Pronouns .....  | 6    |
| 14. | To Have Verbs .....           | 6    |
| 15. | To Be Verbs .....             | 7    |
| 16. | Verbs Of State Of Being ..... | 8    |
| 17. | Possessive Adjectives.....    | 9    |
| 18. | Singular Noun .....           | 9    |
| 19. | Plural Noun .....             | 10   |
| 20. | Forming Plural Noun.....      | 10   |
| 21. | Regular Noun .....            | 11   |
| 22. | Irregular Noun.....           | 11   |
| 23. | Subject.....                  | 11   |
| 24. | Subject Pronouns.....         | 12   |
| 25. | Object.....                   | 12   |
| 26. | Object Pronouns .....         | 13   |
| 27. | Glossary .....                | 13   |
| 28. | <b>Grade 5</b> .....          | 15   |
| 29. | Conjunction .....             | 16   |
| 30. | Apostrophe.....               | 16   |
| 31. | Syllable.....                 | 17   |
| 32. | There + Is .....              | 18   |
| 33. | There + Are .....             | 18   |
| 34. | It + Is .....                 | 19   |
| 35. | What Time Is It?.....         | 19   |
| 36. | Past.....                     | 19   |
| 37. | To .....                      | 20   |
| 38. | Quarter .....                 | 20   |
| 39. | Half .....                    | 20   |
| 40. | Phrasal Verbs .....           | 21   |
| 41. | <b>Grade 6</b> .....          | 22   |
| 42. | Wh-Questions.....             | 23   |
| 43. | Ordinal .....                 | 23   |
| 44. | Cardinal.....                 | 24   |
| 45. | To Do .....                   | 24   |
| 46. | Adjective .....               | 25   |

|  |    |
|--|----|
| 47. Simple Present Tense .....               | 25 |
| 48. Main Verb .....                          | 27 |
| 49. Helping Verb .....                       | 28 |
| 50. Time Expressions .....                   | 28 |
| 51. Simple Past Tense .....                  | 29 |
| 52. Regular Verbs .....                      | 30 |
| 53. Irregular Verbs .....                    | 30 |
| 54. Present Continuous Tense .....           | 31 |
| 55. Proper Adjective .....                   | 33 |
| 56. Simple Future Tense .....                | 34 |
| 57. Be + Going To .....                      | 35 |
| 58. <b>Grade 7</b> .....                     | 36 |
| 59. Article .....                            | 37 |
| 60. Indefinite Articles .....                | 37 |
| 61. Definite Article .....                   | 38 |
| 62. Demonstrative Pronouns .....             | 38 |
| 63. Singular Noun .....                      | 39 |
| 64. Plural Noun .....                        | 39 |
| 65. Be Verbs For State .....                 | 40 |
| 66. Be Verbs For Existence .....             | 40 |
| 67. Be Verbs As Auxiliary .....              | 40 |
| 68. C = S .....                              | 41 |
| 69. C = K .....                              | 41 |
| 70. Possessive Pronouns .....                | 42 |
| 71. Question With Who, Whose, How .....      | 42 |
| 72. There + Be .....                         | 43 |
| 73. Simple Present Tense .....               | 43 |
| 74. Preposition .....                        | 45 |
| 75. Where + Be .....                         | 45 |
| 76. Present Continuous Tense .....           | 46 |
| 77. Wh-Questions For Description .....       | 48 |
| 78. Possessive Noun .....                    | 48 |
| 79. Wh-Questions For Describing People ..... | 48 |
| 80. Have Got = Have .....                    | 49 |
| 81. Has Got = Has .....                      | 49 |
| 82. How Many .....                           | 50 |
| 83. How Much .....                           | 50 |
| 84. Prepositions Of Time .....               | 51 |
| 85. Countable Nouns .....                    | 52 |
| 86. Uncountable Nouns .....                  | 52 |
| 87. Quantifiers .....                        | 53 |
| 88. Adverbs Of Frequency .....               | 53 |
| 89. Be + Adverbs Of Frequency .....          | 54 |
| 90. <b>Grade 8</b> .....                     | 55 |
| 91. Can For Ability .....                    | 56 |
| 92. Gerund .....                             | 56 |
| 93. Long "U" Sound .....                     | 57 |
| 94. The "E" Is Silent .....                  | 57 |
| 95. Paragraph .....                          | 57 |
| 96. Adverb .....                             | 58 |
| 97. Preposition .....                        | 59 |
| 98. Yes/ No Questions .....                  | 59 |
| 99. Present Continuous Tense .....           | 60 |
| 100. Simple Past Tense .....                 | 60 |
| 101. Regular Verbs .....                     | 60 |

|   |    |
|---|----|
| 102. Irregular Verbs .....                          | 61 |
| 103. Wh-Question With Simple Past Tense .....       | 61 |
| 104. Past Tense Of “Be” .....                       | 62 |
| 105. A Graph Of “Be” Verbs .....                    | 62 |
| 106. Wh-Questions With “Be” .....                   | 63 |
| 107. Subject Pronouns + Be .....                    | 63 |
| 108. Contraction Of “Be” .....                      | 64 |
| 109. Adverbs Of Frequency .....                     | 64 |
| 110. Wh-Questions With Simple Present Tense.....    | 65 |
| 111. Prepositions Of Place .....                    | 65 |
| 112. Imperative Sentence .....                      | 66 |
| 113. Negative Imperative Sentence .....             | 66 |
| 114. Positive Imperative Sentence .....             | 66 |
| 115. Object.....                                    | 66 |
| 116. Direct Object .....                            | 67 |
| 117. Indirect Object.....                           | 67 |
| 118. Object Pronouns .....                          | 67 |
| 119. Should For Advice & Guidance .....             | 68 |
| 120. Equality As ..... As .....                     | 68 |
| 121. Comparative Degree Of Adjective .....          | 68 |
| 122. Superlative Degree Of Adjective.....           | 69 |
| 123. Regular Adjective.....                         | 70 |
| 124. Irregular Adjective .....                      | 70 |
| 125. Question With How + Adjective .....            | 71 |
| 126. No + Gerund.....                               | 71 |
| 127. Have To For Strong Advice .....                | 72 |
| 128. Can For Permission.....                        | 72 |
| 129. Modal Auxiliary Verbs.....                     | 73 |
| 130. <b>Grade 9</b> .....                           | 74 |
| 131. Will For Future.....                           | 75 |
| 132. Be + Going To.....                             | 75 |
| 133. Present Continuous Tense For Future .....      | 76 |
| 134. Suggestion With Why .....                      | 76 |
| 135. Accepting Something .....                      | 77 |
| 136. Refusing Something .....                       | 77 |
| 137. First Conditional.....                         | 78 |
| 138. Second Conditional .....                       | 78 |
| 139. Verb + Infinitive.....                         | 79 |
| 140. V + O + Infinitive.....                        | 79 |
| 141. Stative Verbs .....                            | 80 |
| 142. Present Perfect Tense .....                    | 80 |
| 143. For And Since With Present Perfect Tense ..... | 81 |
| 144. Adverbial.....                                 | 82 |
| 145. Sequence Adverbs .....                         | 82 |
| 146. Gerund.....                                    | 83 |
| 147. By + Gerund.....                               | 83 |
| 148. Relative Clause.....                           | 84 |
| 149. Should And Would For Polite Request .....      | 84 |
| 150. Subordinating Conjunctions .....               | 85 |
| 151. Modal Auxiliary Verbs For Request .....        | 85 |
| 152. Invitation With Modal Verbs.....               | 86 |
| 153. Reported Speech With (Auxiliaries).....        | 86 |
| 154. Reported Speech With (Wh Questions).....       | 87 |
| 155. Reported Speech With (Modal Verbs) .....       | 88 |
| 156. Reported Speech With (Tenses) .....            | 88 |

|  |     |
|--|-----|
| 157. Reported Speech With (Command).....                     | 90  |
| 158. Reported Speech With (Request) .....                    | 90  |
| 159. Words End In (Y And F (E)).....                         | 91  |
| 160. Time Expressions For Reported Speech.....               | 92  |
| 161. Reporting Verbs .....                                   | 93  |
| 162. <b>Grade 10</b> .....                                   | 94  |
| 163. Proper Adjective.....                                   | 95  |
| 164. Simple Future Tense.....                                | 96  |
| 165. Be + Going To For Future.....                           | 97  |
| 166. Three Tenses .....                                      | 98  |
| 167. Simple Present Tense .....                              | 99  |
| 168. Comparative Adjective.....                              | 101 |
| 169. Rules For Comparative Form .....                        | 102 |
| 170. Superlative Adjective .....                             | 103 |
| 171. Rules For Superlative Form.....                         | 104 |
| 172. Simple Past Tense .....                                 | 105 |
| 173. Regular Verbs.....                                      | 106 |
| 174. Irregular Verbs .....                                   | 107 |
| 175. Past Be.....  | 108 |
| 176. Could For Past Ability.....                             | 109 |
| 177. Had Better .....  | 110 |
| 178. Apostrophe .....  | 111 |
| 179. Tag Questions.....                                      | 112 |
| 180. Present Perfect Tense .....                             | 114 |
| 181. Article.....  | 115 |
| 182. Causative Passive Voice.....                            | 116 |
| 183. Article + Adjective .....                               | 117 |
| 184. Very And Too .....                                      | 118 |
| 185. Direct Speech .....                                     | 119 |
| 186. Indirect Speech.....                                    | 120 |
| 187. Rules For Changing Direct Speech Into Indirect.....     | 121 |
| 188. Reported Speech With (Auxiliaries).....                 | 122 |
| 189. Reported Speech With (Wh) .....                         | 123 |
| 190. Gerund As (Subject, Object, Object Of Preposition)..... | 124 |
| 191. Conjunction .....                                       | 125 |
| 192. Present Perfect Continuous Tense .....                  | 126 |
| 193. Relative Pronouns .....                                 | 127 |
| 194. <b>Grade 11</b> .....                                   | 128 |
| 195. Giving Instruction .....                                | 129 |
| 196. Zero Conditional .....                                  | 129 |
| 197. First Conditional.....                                  | 130 |
| 198. Making Suggestion.....                                  | 130 |
| 199. Gerund As Noun.....                                     | 131 |
| 200. Who = Subject.....                                      | 131 |
| 201. Whom = Object .....                                     | 132 |
| 202. Active Voice.....                                       | 132 |
| 203. Passive Voice .....                                     | 133 |
| 204. Adjective Clause .....                                  | 134 |
| 205. Noun Clause.....  | 134 |
| 206. Taking Out Of (What, Which, That) .....                 | 135 |
| 207. Used To + Be .....                                      | 135 |
| 208. Used To + Have .....                                    | 136 |
| 209. Used To + Verb.....                                     | 136 |
| 210. Past Perfect Tense .....                                | 137 |
| 211. Had Been For State .....                                | 137 |



|   |     |
|---|-----|
| 212. Had Been For Existence .....             | 138 |
| 213. Second Conditional .....                 | 138 |
| 214. Past Perfect Tense In Passive .....      | 139 |
| 215. Reported Speech With (Modals) .....      | 140 |
| 216. Coordinating Conjunctions.....           | 141 |
| 217. <b>Grade 12</b> .....                    | 142 |
| 218. Helping Verbs .....                      | 143 |
| 219. Main Verbs.....                          | 144 |
| 220. Be As Main Verb.....                     | 145 |
| 221. Be As Helping Verbs.....                 | 146 |
| 222. Be Needs Helping Verbs .....             | 147 |
| 223. Do As Main Verb .....                    | 148 |
| 224. Do As Helping Verb.....                  | 149 |
| 225. Have As Main Verb.....                   | 150 |
| 226. Creation Of Yes/ No Questions .....      | 151 |
| 227. Preposition At The End .....             | 152 |
| 228. Subject Question .....                   | 153 |
| 229. Tag Questions.....                       | 154 |
| 230. Past Continuous Tense In Active.....     | 155 |
| 231. Past Continuous Tense In Passive .....   | 156 |
| 232. Indefinite Articles.....                 | 157 |
| 233. Definite Article.....                    | 158 |
| 234. Question In Question.....                | 159 |
| 235. Present Perfect Tense (Since, For) ..... | 160 |
| 236. Present Perfect Continuous Tense .....   | 161 |
| 237. Present Perfect Tense In Passive .....   | 162 |
| 238. Simple Past Tense In Active.....         | 163 |
| 239. Simple Past Tense In Passive .....       | 164 |
| 240. Past Perfect In Active .....             | 165 |
| 241. Past Perfect In Passive.....             | 166 |
| 242. Commas In Relative Clause .....          | 167 |
| 243. Transitive Verbs .....                   | 168 |
| 244. Intransitive Verbs .....                 | 169 |
| 245. While & When .....                       | 170 |
| 246. Some In Question.....                    | 171 |
| 247. Third Conditional .....                  | 172 |
| 248. Countable Nouns .....                    | 173 |
| Uncountable Nouns .....                       | 174 |

## References

د مثال لندېه پېژندنه

# مکتبي ڪرامر



## Grade 4

- Grammar
- Alphabet
- Word
- Imperative sentence
- Article
- Noun
- Pronoun
- Sentence
- Positive sentence
- Negative sentence
- Interrogative sentence
- Demonstrative pronouns
- To have verbs
- To be verbs
- State of being verbs
- Possessive adjective
- Singular noun
- Plural noun
- Singular noun into plural noun
- Regular noun
- Irregular noun
- Subject
- Subject pronoun
- Object
- Object pronoun
- Glossary

بسم الله الرحمن الرحيم

Grammar

گرامر

Grammar

- Grammar is the scientific study of a language.
- Grammar is a key of a language.
- Grammar is the structure of a language.
- Grammar guides us the basis and origin systems of a language.

گرامر

- گرامر د يوې ژبې علمي زده کړې ته وايي.
- گرامر د يوې ژبې کلي ده.
- گرامر د يوې ژبې جوړښت ته ويل کېږي.
- گرامر د يوې ژبې اساسي او بنيادي جوړښتونه مور ته رابښي.

Commit to memory<sup>1</sup> this clause, please!

If you want to speak and write automatically<sup>2</sup>, study each language grammatically.

\*\*\*

<sup>1</sup> Commit to memory means memorize or learn

<sup>2</sup> Automatically means spontaneously

## Alphabet

## الفبې

Alphabet is used to show the basic sound of a language. There are twenty-six letters in English alphabet as follow:

الفبې د يوې ژبې اساسي غږ بڼيبي. د انگليسي ژبې په الفبې کې لاندې (۲۶) توري شتون لري:

- Capital letters: A, B, C, D, E, F, G, H, I, J, K, L, M, N, O, P, Q, R, S, T, U, V, W, X, Y, Z
- Small letters: a, b, c, d, e, f, g, h, i, j, k, l, m, n, o, p, q, r, s, t, u, v, w, x, y, z

\*\*\*

## Word

## کلمه

Word is a group of letters which has a complete sense and meaning.

کلمه د تورو هغې ټولگې ته ويل کېږي چې بشپړه مفهوم او مانا ولري.

Example:

- Book
- Mother
- Country
- Phone
- Computer

\*\*\*

## Imperative sentence

## امر په جمله

Imperative sentence is used to show order and command.

امر په جمله د دې لپاره استعمالېږي چې حکم او امر وښيي.

Example:

- Go away!
- Buzz off.
- Don't close your eyes, please!
- Dial the number!

\*\*\*

## Article

## د تعريف توري

Article is used to specify explicit (specific) and vague (ambiguous) nouns.

د تعريف توري د دې لپاره استعمالېږي چې څرگند او ناڅرگند نومونه مشخص کړي.

Example:

- I bought **an** apple and **a** book.
- I want to eat **the** apple and study **the** book.

\*\*\*

## Noun

## نوم

Noun is a word which is used for the name of person, place, thing, idea or animal.

نوم هغه کلمه ده چې د انسان، ځای، شي، نظر يا حيوان لپاره استعمالېږي.

Example:

- **Person:** Himatullah, Nasibullah...
- **Place:** Kabul, Moqur, Afghanistan, New York, Karachi...
- **Thing:** Pen, Computer, stick, egg, apple...
- **Idea:** beauty, education, hate...
- **Animal:** cow, horse, lion, dog, fish...

\*\*\*

## Pronoun

## ضمير يا نومخړی

Pronoun is a word which is used in lieu<sup>1</sup> of noun and prevent from its repetition.

ضمير هغه کلمه ده چې د نوم پرځای استعمالېږي او د هغه له تکرار څخه مخنيوی کوي.

Example:

- *Hamid* and *Hakim* are my brothers. **They** are my brothers.
- *Farid* and *Wahdat* are students. **They** are students.
- *Dog* is barking. **It** is braking.

**Note:** In the above examples, the *italic* are nouns and the **bolded** are pronouns.

\*\*\*

<sup>1</sup> In lieu means instead, in place or as a replacement for

## Sentence

## جمله يا غونډله

Sentence is a group of arranged and agreed words that contains a subject and verb and a complete thought.

جمله د کلمو هغې منظمې او مرتبې ټولگې ته ويل کېږي چې فاعل او فعل او بشپړه مفهوم ولري.

Example:

- **I** learn Arabic.
- **She** is a nurse.
- **They** are my sweet brothers.
- **You** are an English student.

**Note:** In above examples, the **bolded** are subjects and the *italic* are verbs.

\*\*\*

## Positive sentence

## مثبته جمله

Positive sentence is used to inform us from positive information, and a dot is put at the end of it.

مثبته جمله هغه ده چې موږ د مثبتو معلوماتو څخه خبر کړي او يو ټکی (.) د هغې په پای کې ايښودل کېږي.

Example:

- I am a teacher.
- You are a police.
- She speaks Pashto.

\*\*\*

## Negative sentence

## منفي جمله

Negative sentence is used to inform us from negative information; a “not” is placed before main verb (except: if the main verb is TO BE) and after helping verb, and a “dot” is put at the end of the negative sentence.

منفي جمله هغه جمله ده چې منفي معلومات بيان کړي، په منفي جمله کې يو (not) د اصلي فعلونو وړاندې (خو په هغه صورت کې نه کېږي چې اصلي فعل ټوبي وي) او د کومکي فعلونو وروسته ايښودل کېږي؛ د منفي غونډلې په آخر کې هم ټکی (.) ايښودل کېږي.

Example:

I am **not** reading a book.

\*\*\*

## Interrogative sentence

## سوالیه جمله

Interrogative sentence is used to ask a question, and a question mark (?) is put at the end of it.

سوالیه جمله د دې لپاره استعمالېږي چې یوه پوښتنه وکړي او په پای کې یې پوښتن نښه (?) ایښودل کېږي.

Example:

- Are you a boy?
- Is she married?
- Am I an English teacher?

\*\*\*

## Demonstrative Pronouns

## اشاري ضمیرونه

Demonstrative pronouns are used to point out something, someone and someplace.

اشاري ضمیرونه هغه دي چې یو شي، یو شخص او یو ځای ته اشاره کوي.

Example:

- |                           |  |
|---------------------------|--|
| • <b>This</b> is a book.  | (This) is used for near and singular things. |
| • <b>These</b> are books. | (These) is used for near and plural things.  |
| • <b>That</b> is a pen.   | (That) is used for far and singular things.  |
| • <b>Those</b> are pens.  | (Those) is used for far and plural things.   |

\*\*\*

## To have verbs

## د لرلو فعلونه

To have verbs are used to show possession and ownership of something.

د لرلو فعلونه هغه دي چې د یو شي ملکیت او مالکیت ښيي.

Example:

**Have** is used with (I, We, you and They)

- I **have** a book.
- We **have** a house.
- You **have** a pen.
- They **have** a car.

Continuing on the next page...



**Has** is used with (He, **She and It**)

- She **has** a bag.
- He **has** a girlfriend.
- It **has** a long tail.

• **Had** is used with (I, **We, You, They, He, She, and It**) for past time.

- I **had** a pen.
- We **had** a book.
- You **had** a new mobile last week.
- They **had** a computer in 2017.
- She **had** new glasses.
- He **had** many balloons.
- It **had** a sweet voice.

\*\*\*

## To be verbs

## د شتوالي فعلونه

To be verbs are used to show existence and presence of something.

د شتوالي فعلونه هغه دي چې د يو شي موجوديت او شتون وښيي.

Example:

(is, **am, are**)

“**is**” is used with (He, **she, It and a singular noun**).

- He **is** in Moqur.
- She **is** in the kitchen.
- It **is** in the cave.
- Ehsan **is** at office.

“**am**” is used with (I).

- I **am** at school.

“are” is used with (They, we, you, and plural nouns).

- You **are** in the class.
- They **are** in our village.
- We **are** in United States.
- Teachers **are** in the administration.

\*\*\*

## Verbs of state of being

## د حالت فعلونه

Verbs of state of being are used to show how something looks or is.

د حالت فعلونه د دې لپاره کارول کېږي چې موږ ته وښيي یو شی څنگه ښکارېږي یا څنگه دی.

Example:

(is, **am**, **are**)

“is” is used with (He, she, **It** and a singular noun).

- He **is** sick.
- She **is** tall.
- It **is** dry.
- Ehsan **is** irritated<sup>1</sup>.

“am” is used with (I).

- I **am** a pilot.

“are” is used with (They, we, you, and plural nouns).

- You **are** a bus-driver.
- They **are** short.
- We **are** Afghans.
- Teachers **are** hungry and thirsty.

<sup>1</sup> Irritated means angry or annoyed.

**Possessive adjectives****ملکي صفتونه**

Possessive adjectives are used to show possession and ownership; they are placed before nouns, and there are seven (7) as follow:

ملکي صفتونه هغه دي چې ملکیت او مالکیت نښي؛ هغوی په لاندې توگه د نوم څخه مخکې کارول کېږي او اووه (۷) دانې دي.

Example:

| Possessive adjectives | پښتو مانا     | Examples                          |
|-----------------------|---------------|-----------------------------------|
| 1. My                 | زما           | <b>My</b> brother is a doctor.    |
| 2. Our                | زموږ          | <b>Our</b> computer is new.       |
| 3. Your               | ستا/ ستاسو    | <b>Your</b> name is Misal.        |
| 4. Their              | د دوی/ د هغوی | <b>Their</b> father is a farmer.  |
| 5. His                | د ده          | <b>His</b> book is hard.          |
| 6. Her                | د دې          | <b>Her</b> son is in Moqur.       |
| 7. Its                | د هغه         | <b>Its</b> tail is not very long. |

\*\*\*

**Singular noun****مفرد نوم**

Singular noun is a noun which is one and only.

مفرد نوم هغه نوم دی چې یو او یوازې وي.

Example:

- Book
- Pen
- Man
- Student
- Watch
- Line
- Page
- Toast
- shoe

\*\*\*

## Plural noun

## جمع نوم

Plural noun is a noun indicating more than one.

جمع نوم هغه دی چې له یو څخه په زیات باندې تاکید وکړي.

Example:

- Books
- Pens
- Computers
- Cats
- Walls

\*\*\*

## Forming plural noun

## جمع نوم تشکیلول

In English language, the easy and simple way is to change a singular noun into plural noun by adding “s” or “es” at the end.

په انګلیسي ژبه کې چې تر ټولو ساده او آسانه لاره د نوم د جمع کولو لپاره کارول کېږي، هغه دا ده چې د مفرد نوم په آخر کې « ایس » یا « اي ایس » ور اضافه کوو.

Example:

Add (es) when a noun is ended in (s, ss, sh, ch, x, z, o). Other than<sup>1</sup> these letters, we can add only ( s ) at the end of singular noun for plural form.

- S  bus  buses
- SS  glass  glasses
- Sh  bush  bushes
- Ch  watch  watches
- X  box  boxes
- Z  quiz  quizzes
- O  tomato  tomatoes

\*\*\*

<sup>1</sup> Other than means except or excluding.

## Regular noun

## قاعدہ وال نوم

Regular noun is used to take (s / es) for plural form as follow:

قاعدہ وال نوم هغه دی چې د جمع حالت لپاره « ایس » یا « ای ایس » په آخر کې واخلي.

Example:

- Book  books
- Glass  Glasses
- House  houses

\*\*\*

## Irregular noun

## بې قاعدہ نوم

Irregular noun does not take (s / es) at the end; it changes its form for plural form.

بې قاعدہ نوم هغه دی چې د جمع کولو لپاره « ایس » یا « ای ایس » په آخر کې نه قبلوي؛ بلکې خپل شکل او بڼې ته تغیر ورکوي.

Example:

- Man  men
- Woman  women
- Goose  geese
- Foot  feet
- Mouse  mice
- Louse  lice
- Tooth  teeth

\*\*\*

## Subject

## فاعل

Subject is the doer of an action.

فاعل د یو کار ترسره کوونکي ته ویل کېږي.

Example:

- **I** write a letter.
- **She** drives a car.

- Hamid is watching TV<sup>1</sup>.

## Subject Pronouns

## فاعل ضميرونه

Subject pronouns are used instead of subject in the sentence. There are seven subject pronouns as follow:

فاعلي ضميرونه هغه دي چې په جمله کې د فاعل پر ځای استعمالېږي. په انگليسي ژبه کې لاندې اووه (۷) دانې فاعلي ضميرونه دي:

Example:

| Subject pronouns | Be verbs | پښتو مانا       | Example                     |
|------------------|----------|-----------------|-----------------------------|
| 1. I             | am       | زه              | I am Himatullah.            |
| 2. We            | are      | موږ             | We are Afghans.             |
| 3. You           |          | ته / تاسو       | You are from Moqur.         |
| 4. They          |          | دوی / هغوی      | They are my brothers.       |
| 5. He            | is       | دی (نرینه)      | He is a pilot.              |
| 6. She           |          | دا (ښځینه)      | She is Halima.              |
| 7. It            |          | هغه (بې ساه شی) | It is black, red and green. |

\*\*\*

## Object

## مفعول

Object is the receiver of the action produced by the subject.

مفعول هغه څوک یا شی دی چې د فاعل کار ور باندې اجرا کېږي.

Example:

- I eat an **apple**.
- You write a **letter**.
- He killed a **snake**.
- She will clean the **room**.
- We are learning **English**.
- They drink **milk** and **apple juice**.

\*\*\*

<sup>1</sup> TV means television.

## Object Pronouns

## مفعولي ضميرونه

Object pronouns are used instead of object in the sentence. There are seven object pronouns in English as follow:

مفعولي ضميرونه هغه دي چې په جمله کې د مفعول پر ځای استعمالېږي. په انگليسي ژبه کې لاندې اووه (۷) دانې مفعولي ضميرونه شتون لري.

Example:

| Object pronouns | پښتو مانا    | Example                      |
|-----------------|--------------|------------------------------|
| 1. Me           | ماته         | She brought <b>me</b> a pen. |
| 2. Us           | موږ ته       | You sent <b>us</b> a book.   |
| 3. You          | تا ته        | I told <b>you</b> a story.   |
| 4. Them         | دوی ته       | She insulted <b>them</b> .   |
| 5. Him          | ده ته        | I spoke <b>him</b> .         |
| 6. Her          | دې ته        | I called <b>her</b> .        |
| 7. It           | هغه ته / هغه | I painted <b>it</b> .        |

\*\*\*

## Glossary

## قاموس

A collection of words regarding a language is called *glossary*.

د يوې ژبې د وييو (کلمو) په اړه يوې ټولگې ته قاموس ويل کېږي.

Example:

- English Glossary<sup>1</sup>
- Pashto Glossary
- Dari Glossary
- Urdu Glossary
- Misal Dictionary<sup>2</sup>

\*\*\*

## د څلورم ټولگي پای

<sup>1</sup> Glossary means dictionary, vocabulary, lexicon, appendix or thesaurus.

<sup>2</sup> Misal Dictionary is very useful; it is used in sentences.

## Grade 5

- Conjunction
- Apostrophe
- Syllable
- There + is
- There + are
- It + is
- What time is it?
- Past
- To
- Quarter
- Half
- Phrasal verb



## Conjunction

## د ربط توری

Conjunction is a word which is used to join two words, two phrases and two sentences.

د ربط توری هغه کلمه ده چې دوی کلمې، دوه عبارتونه او دوی غونډلې سره پیوسته کوي.

Example:

- Two words
- Pen and book** are close friends.
  
- Two Phrases
- In the morning and in the evening**, I am full of activity.
  
- Two sentences
- You are a student, but I am not a student.**

\*\*\*

## Apostrophe

## غړوندی

Apostrophe is added at the end of the noun to show the possession.

غړوندی د نوم په آخر کې اضافه کېږي تر څو ملکیت وښيي.

Example:

- ('s) is added at the end of singular nouns and the plural nouns which do not end in "s".
- Misal's English Dictionary is useful and cake walk (easy).
- Book's pages are, of course, old.
- Men's coats are cut-rate these days!
  
- (') is added at the end of plural nouns which end in "s".
- Students' ball is in your bag.
- Boys' car is along the highway of Kabul and Kandahar.

\*\*\*

## Syllable

## سپلاب، ڇپه، هجا

The sound which come out of mouth with a single flow of air is called syllable.

هغه غڻ (اواز) ڇي د خولي څخه په يو ځلي سره راوځي سپلاب (څپه) بلل کېږي.

Example:

**One** syllable words

- Pen**
- Book**
- Cat**

**Two** syllable words

- Pencil**
- Thermos**
- Finger**

**Three** syllable words

- Computer**
- Beautiful**
- Shopkeeper**

\*\*\*

## There + is

## هلته دی / هلته ده

There + is used for both a singular and non-countable noun.

هلته دی د دې لپاره استعمالېږي چې مفرد او نه شمېرونکي نوم ته اشاره وکړي.

Example:

- For singular nouns:
  - There is a **book** on the table.
  - There is an **apple** in my pocket.
  - There is a **pen** on the paper.
  
- For non-countable nouns:
  - There is water in my glass.
  - There is rice on the floor.
  - Is there butter in the dish?

\*\*\*

## There + are

## هلته دي

There + are is used for both plural and countable nouns.

هلته دي د دې لپاره استعمالېږي چې جمع او شمېرونکو نومونو ته اشاره وکړي.

Example:

- For plural nouns:
  - There are **students** in HELLC.
  - Are there **goats** in your flock?
  - There are not **books**.

**Note:** The above **nouns** are **countable nouns**.

\*\*\*

## It + is

هغه دی / هغه ده

**It + is** is used in a time when an adjective comes after it.

هغه ده هغه وخت استعمال ٿيڻي ڇي يو صفت وروسته له هغه څخه راشي.

Example:

- It is **red**.
- It is **long**.
- It is **ready**.
- It is **short**.
- It is **advantageous**.

\*\*\*

## What time is it?

ڇه وخت دی؟

(What time is it?) is used when we ask about the time and period.

« ڇه وخت دی؟ » د دي لپاره استعمال ٿيڻي ڪله ڇي مورڊ وخت او دوران په اڀه پوڻتنه ڪوو.

Example:

- What time is it?
- It is twelve o'clock.
- What time is it?
- It is ten past ten.

\*\*\*

## Past

ٿيڻ / بالا

(**Past**) is used when the minute hand is in advance the hour hand.

ٿيڻ يا بالا هغه وخت استعمال ٿيڻي ڇي دقيقه گهر تر ساعت گهر مخڪي وي.

Example:

- What time is it?
- It is ten past two o'clock.
- What time is the match?
- It is today at nine past five o'clock.

\*\*\*

## To

## پاته / کم

(To) is used when the minute hand is behind the hour hand.

پاته یا کم هغه وخت استعمالېږي کوم وخت چې دقیقه گړ تر ساعت گړ شاته وي.

Example:

- What time is it?
- It is seven to nine o'clock.
- What time is the cricket match of Afghanistan vs. Pakistan?
- It is at twenty-one to four o'clock.

\*\*\*

## Quarter

## پاو

(Quarter) is used when we mean the fourth part of the hour.

پاو هغه وخت استعمالېږي چې زموږ مقصد د ساعت څلورمه برخه وي.

Example:

- What time is it?
- It is quarter past nine. (09:15)
- What time is it?
- It is quarter to ten. (09:45)

\*\*\*

## Half

## نیمایي

(Half) is used when we mean semi of the hour.

نیمایي هغه وخت استعمالېږي چې زموږ مقصد د ساعت نیمایي وي.

Example:

- What time is it?
- It is one and half. (01:30)
- What time is it?
- It is half past twelve o'clock. (12:30)

\*\*\*

## Phrasal Verbs

## عبارتي فعلونه

**Phrasal verbs** are those verbs which are formed from a verb and a particle.

عبارتي فعلونه هغه فعلونه دي جي لاءِ يوه فعل اوڊ اضافت له توري يا قيد خخه جوڙپڙي.

Example:

- I **egg** my students **on** for learning English language.  
Egg on = persuade
- She **brings on** these days all around here.  
Bring on = become well-known

**Note:** The book of phrasal verbs (Phrasal Verbs) translated by Mohibullah “Misal” is very useful; I highly recommend you this book!

\*\*\*

## د پنجم ٽولگي پاى

## Grade 6

- WH-Questions
- Ordinal Numbers
- Cardinal Numbers
- To do Verbs
- Adjective
- Simple Present Tense
- Main Verb
- Helping Verbs
- Time expressions
- Simple past Tense
- Regular Verbs
- Irregular Verbs
- Present Continuous Tense
- Proper Adjective
- Simple Future Tense
- Be Going to for Future

## WH-Questions

## ډبلیو ایچ سوالونه

**WH-Questions** are used to ask a question, and the question needs information.

ډبلیو ایچ سوالونه د پوښتنې کولو لپاره استعمالېږي او پوښتنه یې معلوماتو ته اړتیا لري.

Example:

- |                          |              |                          |                           |
|--------------------------|--------------|--------------------------|---------------------------|
| <input type="checkbox"/> | <b>What</b>  | <input type="checkbox"/> | What is your name?        |
| <input type="checkbox"/> | <b>Where</b> | <input type="checkbox"/> | Where is my key?          |
| <input type="checkbox"/> | <b>When</b>  | <input type="checkbox"/> | When is the match?        |
| <input type="checkbox"/> | <b>Who</b>   | <input type="checkbox"/> | Who is your teacher?      |
| <input type="checkbox"/> | <b>Why</b>   | <input type="checkbox"/> | Why do you learn English? |
| <input type="checkbox"/> | <b>Which</b> | <input type="checkbox"/> | Which is your car?        |
| <input type="checkbox"/> | <b>Whose</b> | <input type="checkbox"/> | Whose is that book?       |
| <input type="checkbox"/> | <b>Whom</b>  | <input type="checkbox"/> | Whom did give the pen?    |
| <input type="checkbox"/> | <b>How</b>   | <input type="checkbox"/> | How is the weather?       |

You can answer these  
question!

\*\*\*

## Ordinal Numbers

## ترتیبی عددونه

**Ordinal numbers** are used to show a rank or degree. These numbers are formed by adding “the” after number three (3).

ترتیبی عددونه د دې لپاره استعمالېږي چې یوه رتبه یا درجه په نښه کړي. د دې عددونو جوړونه داسې ده چې له درېیم عدد وروسته د هر عدد په پای کې (تې ایچ) وراضافه کېږي.

Example:

- I. First
- II. Second
- III. Third
- IV. Fourth
- V. Fifth
- VI. Sixth
- VII. Seventh
- VIII. Eighth
- IX. Ninth
- X. Tenth

e.g.

- 1) He has **first** positon in the class.
- 2) You were the **third** guilty that day.
- 3) It is the **sixth** edition grammar.
- 4) He lives on the **second** avenue.

\*\*\*



## Cardinal Numbers

## اصلي عددونه

Cardinal numbers are used to show quantity and amount.

اصلي عددونه مقدار او اندازه راته نښي.

Example:

- 1) **One**
- 2) **Two**
- 3) **Three**
- 4) **Four**
- 5) **Five**
- 6) **Six**
- 7) **Seven**
- 8) **Eight**
- 9) **Nine**
- 10) **Ten**

e.g.

- She has **one** daughter.
- Human has **two** ears.
- There are **five** gallons in the shop.
- Can you lend me **eight** tables?

\*\*\*

## To do Verbs

## د کولو فعلونه

**To do verbs** are used to show the carrying out<sup>1</sup> of an action.

د کولو فعلونه د يو عمل اجرا کول ( سرته رسول ) راته نښي.

Example:

**Do** is used with (I, We, you and they)

- I **do** not speak English.
- We **do** not run on the road.
- **Do** you use it?
- They **do** not work.

**Does** is used with (He, She and It)

- He **does** not study at night.
- She **does** not come on time.
- **Does** it dig the hole?

\*\*\*

<sup>1</sup> Carrying out means performing or functioning.

## Adjective

## صفت / ستاینوم

**Adjective** is a word which is used to modify a noun or pronoun.

صفت یا ستاینوم هغه کلمه ده چې د نوم یا ضمیر په اړه زیات معلومات ورکړي.

Example:

### Noun

- *Himat* is **clever**.
- *Halima* is **small**.
- *Dog* is **white**.

### Pronoun

- *He* is **clever**.
- *She* is **small**.
- *It* is **white**.

\*\*\*

## Simple Present Tense

## ساده حال زمانه

**Simple present tense** is used to show an action which happens regularly, habitually; in addition, it shows general fact .

ساده حال زمانه هغه عملونه را ته ښيي چې په عادي او عادي ډول پېښېږي؛ دا زمانه د حقایقو د بیانولو لپاره هم استعمالېږي.

Example:

### Regular actions:

- I **eat** the food.
- We **drink** water.

**Habitual actions:**

- She **smokes**.
- They **drink** cold water.
- He **sleeps** on the floor.

**General fact:**

- Sun **rises** in the east.
- Sun **sits** in the west.
- Birds **fly**.
- Sky **is** blue.
- Night **is** dark.

**Helping verbs for Simple Present tense:**

**Do** = (I, We, You, They, and plural nouns)

- I **do** not like potatoes.
- Do** we play football?
- They **do** not come from Ghazni.
- You **do** not sleep at seven.
- Himat and Misal **do** not eat melon.

**Does** = (He, She, It, and singular nouns)

- He **does** not study English.
- Does** she work outside?
- It **does** not live in hot weather.
- Nasibullah **does** not go to school.

**Formulas for simple present Tense:**

**Positive:** S + V + C +.

**Negative:** S + do/ does + not + V + C +.

**Question:** Do/ Does + S + V + C +?

**Negative Question:** Do/ Does + not + S + V + C +?

I learn Pashto.

We do not drink wine.

Do you speak Dari?

Don't you try in your job?

**Note:** In positive sentence, we must add (es) at the end of the verb for the subject (he, she, it and singular nouns) if the verb is ended in (s, ss, ch, sh, x, z, o). If the verb is not ended in the above letters, we must add (s).

Example:

- He **fixes** a car.
- She **watches** TV.
- It **goes** quickly.
- He **eats** apple.
- Farid **speaks** Pashto.

\*\*\*

## Main Verb

## اصلي فعل

Main verb in a sentence shows action, state, existence or possession of the subject.

اصلي فعل په غونډله کې د فاعل کړنه، حالت، شتون يا ملکیت په نښه کوي.

Example:

### Action:

- He **drinks** water.
- We **work** in our garden.
- Wahdatullah **eats** melon.

### State:

- I **am** a doctor.
- She **is** tall.
- We **are** Afghans.

### Existence:

- She **is** in the class.
- Students **are** at school.
- I **am** on the roof.

**Possession:**

- I **have** a pen.
- She **has** two children.
- We **have** a computer.

\*\*\*

## Helping Verb

## مرستندويه فعل

**Helping verb** is used to help the main verbs in the founding<sup>1</sup> of tenses.

مرستندويه فعل د دې لپاره کارول کېږي چې د زمانې په تشکیل او تاسیس کې د اصلي فعل لاس نیوی وکړي.

Example:

- I **am** reading a book.
- He **does** not help me.
- They **will** study something.
- She **did** not come to the party.

\*\*\*

## Time expressions

## د وخت اصطلاحات

Time expressions are used to indicate different kinds of time.

د وخت او زمان اصطلاحات د دې لپاره استعمالېږي چې د وخت په مختلفو برخو دلالت وکړي.

Example:

**On** is used for days:

- I study English **on** Sunday<sup>2</sup>.
- They go to home **on** Friday.
- She watches TV **on** Tuesday.

<sup>1</sup> Founding means forming / structuring.

<sup>2</sup> The first letter of the days of week must be capitalized.

**In** is used for the part of the day.

- I do my homework **in** the evening.
- They wake up **in** the morning.
- She comes to center **in** the afternoon.

**At** is used for hours.

- The match is **at** nine o'clock today.
- He went **at** two o'clock.
- She sleeps **at** 09:30 pm.

\*\*\*

## Simple Past Tense

## ساده ٲبره زمانه

Simple past tense is used to show an action which is started and fulfilled at a specific time in the past.

ساده ٲبره زمانه هغه عملونه او کړنې تشریح کوي چې په ٲبر معلوم وخت کې پیل او پای ته رسېدلې وي.

Example:

- I went to school **at seven**.
- The climbed the tree **this morning**.
- She studied English in Moqur **last year**.

### Helping verb of Simple Past Tense:

**Did** = (I, you, we, they, he, she, it, singular and plural nouns)

- I **did** not go to cinema.
- She **did** not kill the cat.
- They **did** not study well.
- **Did** you enjoy the party?  
Nasibullah **did** not want to be a doctor.

### Formula for Simple Past Tense:

**Positive:** S + V2 + C +.

I wrote a letter.

**Negative:** S + did + not + V1 + C +.

She did not write a letter.

**Question:** Did + S + V1 + C +?

Did he write a letter?

**Negative Question:** Did + not + S + V1 + C +?  Didn't I enjoy the party?

**Note:** In positive sentence, the second form of verb must be used!

\*\*\*

## Regular Verbs

## قاعده وال فعلونه

**Regular verbs** are used to take (d/ ed) at the end for second and third form.

قاعده وال فعلونه هغه دي چې « ډي » يا « اي ډي » د دويم او درېيم حالت لپاره په آخر کې واخلي.

Example:

- Kill  killed
- Type  typed
- Ease  eased
- Use  used
- Open  opened

\*\*\*

## Irregular Verbs

## بې قاعده فعلونه

**Irregular verbs** are used to change their forms for second and third form not to follow the rule of adding (d/ ed).

بې قاعده فعلونه هغه دي چې د دويم او درېيم حالت لپاره خپلو بڼو ته تغير وکړي، نه چې د « ډي » يا « اي ډي » قاعده تعقيب کړي.

Example:

- Write  wrote  written
- Do  Did  done
- Send  Sent  sent

\*\*\*

## Present Continuous Tense

## حال جاری زمانه

**Present Continuous Tense** is used to show an action which is occurring at the moment of speaking or right now.

حال جاری زمانه هغه عملونه تشریح کوی چې د خبرو کولو په خت کې یا په همدا اوس وخت کې جریان لری.

Example:

- I am writing a letter.
- She is doing her homework.
- You are reading **Maktabi Grammar** right now.

### Helping verbs of Present Continuous Tense:

**Am** is used with (**I**).

- **I am** calling Himat at moment.

**Are** is used with (**We, You, They** and **plural nouns**).

- **We are** coming to center.
- **You are** watching TV.
- **They are** playing football.
- **Himat and Nasib are** waiting for Misal.

**Is** is used with (**He, She, It,** and **singular nouns**).

- **He is** going to school.
- **She is** cooking something.
- **It is** running on the way to<sup>1</sup> the mountain.
- **Hakimullah is** playing cricket.

<sup>1</sup> On the way to means to, toward or in the direction of.



## Formulas for Present Continuous Tense:

### Positive:

S + (is/ am/ are) + V-ing + C +.

- I am reading a book.
- He is coming to school.
- We are speaking Portuguese.

### Negative:

S + (is/ am/ are) + not + V-ing + C +.

- You are not watching TV.
- She is not reading a newspaper.
- It is not flying.

### Question:

(Is/ Am/ are) + S + V-ing + C +?

- Is he using a computer?
- Are they digging<sup>1</sup> a hole?
- Am I tearing my turban?

### Negative interrogative:

(Is/ Am/ Are) + not + S + V-ing + C +?

- Isn't she cutting a cake?
- Aren't they driving buses?

**Note:** At the end of each verb, we had better add (ing) for present continuous tense!

\*\*\*

---

<sup>1</sup> Dig means excavate or burrow.

## Proper adjective

## خاص صفت

**Proper adjective** is an adjective which is derived from a proper noun.

خاص صفت هغه صفت دی چې له خاص نوم څخه اخیستل شوی وي.

Example:

**Proper noun:** It is a noun which is used for a specific person, place or thing.

خاص نوم هغه نوم دی چې د ځانگړي شخص، ځای یا شي لپاره کارول کېږي.

**Person:**

- Hamid
- Hakim
- Ehsan
- Karim
- Dr. Abdul Qayum

**Place:**

- Afghanistan
- America
- Ghazni
- Moqur
- Saudi Arabia

**Thing:**

- Qur'an
- Bible

**Proper adjective:**

- Afghanistan  Afghan
- Moqur  Moquray
- Pakistan  Pakistani
- New York  New Yorker

\*\*\*

## Simple Future Tense

## ساده راتلونکې زمانه

**Simple future tense** is used to show an action which will take place in the future time.

ساده راتلونکې زمانه هغه کړنه تشریح کوي چې په راځي (راتلونکي) وخت کې به واقع شي.

Example:

- I will go to school **tomorrow**.
- They will study English **next year**.

### Helping verbs of Simple Future Tense:

**Will** and **Shall** are used with ( **I, we, you, they, he, she, it** ).

- **We will** develop our Afghanistan.
- They **will** study Dari language next year.

### Formula for simple future Tense:

#### Positive:

S + will + V + C +.

- I will come there.

#### Negative:

S + will + not + V + C +.

- You will not study English.

#### Question:

Will/ shall + S + V + C +?

- Will he run to the shop?

#### Negative interrogative:

Will/ shall + not + S + V + C +?

- Won't they use a computer?

\*\*\*

## Be + Going to

## قصد لرل

**Be going to** is used for a planned and decided action which will happen in the future and imminent<sup>1</sup> time.

(Be + Going to) د یو پلان او تصمیم شوي کړنې لپاره استعمالېږي چې په راتلونکي او راځي وخت کې به پېښه شي.

Example:

- Be + Going to:**

**Positive:**

S + Be (is/ am/ are) + Going to + V + C +.

- You are going to buy a car tomorrow.

**Negative:**

S + Be (is/ am/ are) + not + Going to + V + C +.

- I am not going to learn English next month.

**Interrogative:**

Be (Is/ Am/ Are) + S + Going to + V + C +?

- Is he going to kill the snake in the evening?

**Negative Interrogative:**

Be (Is/ Am/ Are) + not + S + Going to + V + C +?

- Aren't they going to cook the meat for dinner?

\*\*\*

## د شپریم ټولگی پای

<sup>1</sup> Imminent means coming or forthcoming.

## Grade 7

- Article
- Indefinite Article
- Definite Article
- Demonstrative Pronoun
- Singular Noun
- Plural Noun
- Be Verbs for “State”
- Be Verbs for “Existence”
- Be Verbs as “Auxiliary”
- C = S
- C = K
- Possessive Pronouns
- Question with Who, Whose, How
- There + Be
- Simple Present Tense
- Preposition
- Where + Be
- Present Continuous Tense
- WH-Questions for description
- Possessive Noun
- WH-Questions for Describing People
- Have got = Have
- Has got = Has
- How many
- How much
- Prepositions of time
- Countable Nouns
- Uncountable Nouns
- Quantifiers
- Adverbs of Frequency
- Be + Adverbs of Frequency

## Article

### د تعريف توري

**Article** is used to specify a noun.

د تعريف توري د دې لپاره استعمالېږي چې يو نوم مشخص کړي.

Example:

- I have **a** book.
- She is **an** engineer.
- I studied **the** book last night.

**Note:** The article is divided into **two** parts; it will be discussed in the following lines!

\*\*\*

## Indefinite Articles

### نامعلوم د تعريف توري

**Indefinite Articles** are used to indicate unknown things.

نامعلوم د تعريف توري هغه دي چې د نا معلومو شيانو لپاره استعمالېږي.

Example:

**(a)** is used before those nouns which begin with a consonant letter.

(a) د هغو نومونو مخکې کارول کېږي چې په بې غږه (بې صدا يا کانسونيټ) توري سره شروع کېږي.

- This is **a** book.
- That is **a** flower.
- It is **a** snake.

**(an)** is used before those nouns which begin with a vowel letter.

(an) د هغو نومونو مخکې کارول کېږي چې په غږلرونکي (صدا دار يا واول) توري سره شروع کېږي.

- This is **an** orange.
- That is **an** egg.
- I have **an** iron.

\*\*\*

## Definite Article

### معلوم د تعريف توری

**Definite Article** is used to indicate known or specific things and nouns.

معلوم د تعريف توری د دې لپاره استعمالېږي چې يو معلوم شي يا نوم ته اشاره وکړي.

Example:

**(The)** is the definite article which is used before nouns that begin with both vowel and consonant letters.

(The) يو معلوم د تعريف توری دی چې د هغو نومونو مخکې کارول کېږي چې په (غږلرونکو) او (بې غږه) تورو سره شروع شوي وي.

- I ate **the** apple.
- I fried **the** egg.
- They bought **the** car.

\*\*\*

## Demonstrative Pronouns

### اشاروي ضميرونه

**Demonstrative pronouns** are used to point out something, some person, and someplace.

اشاروي ضميرونه هغه دي چې يو شي، يو شخص او يو ځای ته اشاره کوي.

Example:

**(This)** is used for near and singular thing.

- This** is a book.
- This** is a tree.
- This** is a wall.

**(That)** is used for far and singular thing.

- That** is a man.
- That** is a bird.
- That** is a pen.

## اووم ټولگی

(These) is used for near and plural things.

- These** are books.
- These** are pens.
- These** are ducks.

(Those) is used for far and plural things:

- Those** are bitches.
- Those** are drakes.
- Those** are swarms.

\*\*\*

## Singular Noun

مفرد نوم

**Singular noun** is used for one thing, one person, one animal and one place.

مفرد نوم هغه دی چې د یو شي، یو شخص، یو حیوان او یو ځای لپاره استعمالېږي.

Example:

- A **man** is on the **table**.
- A **pen** in my **pocket**.
- There is a **dog** on the **roof**.

\*\*\*

## Plural Noun

جمع نوم

**Plural noun** is used for more than one thing, one person, one animal and one place.

جمع نوم هغه دی چې له یو نه په زیاتو اشخاصو، شیانو، څارویو او ځایونو دلالت وکړي.

Example:

- Two **books** are on the table.
- Nine **pens** are in my **pockets**.
- There are five **dogs**.

\*\*\*



## Be verbs for state

### «بې» فعلونه د حالت لپاره

**Be verbs** are used to show state.

بې فعلونه د حالت د ښودلو لپاره استعمالېږي.

Example:

- I **am** a teacher.
- He **is** a nurse.
- They **are** tall.

\*\*\*

## Be verbs for Existence

### «بې» فعلونه د شتون لپاره

**Be verbs** are used to show existence.

بې فعلونه د شتون لپاره استعمالېږي.

Example:

- I **am** in the class.
- He **is** at office.
- They **are** at school.

\*\*\*

## Be verbs as Auxiliary

### «بې» فعلونه د مرستندويه فعلونو په حيث

**Be verbs** are **auxiliary** verbs in present continuous tense.

بې فعلونه په حال جاري زمانه کې د کومکي فعلونو دنده ترسره کوي.

Example:

- I **am** writing a letter right now!

\*\*\*

C = S

ث = س

When the letter “C” is followed by (e, i, y), it sounds as (S).

کله چې د (C) له توري وروسته (e, i, y) راشي نو په دې صورت کې د (C) د (س) اواز ورکوي.

Example:

- Center
- City
- Cylinder

\*\*\*

C = K

ث = ك

When the letter “C” is not followed by (e, i, y), it sounds as (K).

کله چې د (C) له توري وروسته (e, i, y) راشي نو په دې صورت کې د (C) توری د (ك) غږ ورکوي.

Example:

- Cake
- Car
- Cook
- Cry

\*\*\*

## Possessive Pronouns

### ملکي ضمیرونه

Possessive pronouns are used in place of noun and show possession. There are seven possessive pronouns.

ملکي ضمیرونه هغه دي چې د نوم پرځای استعمالېږي او ملکیت نښي. اووه دانې ملکي ضمیرونه شتون لري.

Example:

| Possessive pronouns | پښتو ژباړه  | Example                       |
|---------------------|-------------|-------------------------------|
| Mine                | زما         | The book is <b>mine</b> .     |
| Ours                | زموږ        | The pen is <b>ours</b> .      |
| Yours               | ستا / ستاسو | The pencil is <b>hers</b> .   |
| Theirs              | د هغوی      | The cat is <b>theirs</b> .    |
| His                 | د ده        | The computer is <b>his</b> .  |
| Hers                | د دې        | The umbrella is <b>hers</b> . |
| Its                 | د هغه       | The tail is <b>its</b> .      |

\*\*\*

## Question with Who, Whose, How

### د پوښتنو لپاره ډبلیو ایچ سوالونه

Example:

- Who** is your brother?
- Whose** car is it?
- How** are you?
- Who** are they?
- Whose** book was it?
- How** are students?

\*\*\*

## There + Be

## هلته دی/ دي

**There + Be** is used when something is existed in an area which is not near to us.

هلته دی/ دي د دي لپاره استعمالېږي چې یو شی موږ ته په نږدې ساحه کې قرار و نلري.

Example:

- There is** a book on the table.
- There are** pens in his pocket.

\*\*\*

## Simple Present Tense

## ساده حال زمانه

**Simple present tense** is used to show an action which happens regularly and habitually; it is used to show general fact.

ساده حال زمانه هغه عملونه را ته نښي چې په عادي او عادي ډول پېښېږي؛ دا زمانه د حقایقو د ویلو لپاره هم استعمالېږي.

Example:

**Regular actions:**

- I eat the food.
- We drink water.

**Habitual actions:**

- She smokes.
- They drink cold water.
- He sleeps on the floor.

**General fact:**

- Sun rises in the east.
- Sun sets in the west.
- Birds fly.
- Sky is blue.
- Night is dark.

**Helping verbs for Simple Present tense:**

**Do** (I, We, You, They, and plural nouns)

- I **do** not like potatoes.
- Do** we play football?
- They **do** not come from Ghazni.
- You **do** not sleep at seven.
- Himat and Misal **do** not eat melon.

**Does** (He, She, It, and plural nouns)

- He **does** not study English.
- Does** she work outside?
- It **does** not live in hot weather.
- Nasibullah **does** not go to school.

**Formulas for simple present Tense:**

**Positive:** S + V + C +.

I learn Pashto.

**Negative:** S + do/ does + not + V + C +.

We do not drink wine.

**Question:** Do/ Does + S + V + C +?

Do you speak Dari?

**Negative Question:** Do/ Does + not + S + V + C +?

Don't you try in your job?

**Note:** In positive sentence, we must add (es) at the end of the verb for the subject (he, she, it and singular nouns) if the verb is ended in (s, ss, ch, sh, x, z, o). If the verb is not ended in the above letters, we must add (s).

Example:

- He **fixes** a car.
- She **watches** TV.
- It **goes** quickly.
- He **eats** apple.
- Farid **speaks** Pashto.

\*\*\*

## Preposition

## د اضافت توری

**Preposition** is a word which is used to show the relationship between two things.

د اضافت توری هغه کلمه ده چې د دوو شیانو تر منځ اړیکه وښيي.

Example:

- I am **in** the class.
- The book is **on** the table.
- The cat is **under** the table.
- School is **behind** the hospital.
- The chair is **beside** the table.
- The tree is **in front of** the house.
- The car is **near** the bus.

\*\*\*

## Where + Be

## وېر + بې

**Where + Be** is used when we ask about place.

وېر + بې د دې لپاره استعمالېږي چې د ځای په اړه پوښتنه کوو.

Example:

- Where** is Sanallah?
- Where** is he going?
- Where** are you from?
- Where** is Ehsanullah?
- Where** is Hamidullah running to?
- Where** are Himat and Farid playing?
- Where** is Wahdat working now?

\*\*\*

## Present Continuous Tense

### حال جاري زمانه

**Present Continuous Tense** is used to show an action which is occurring at the moment of speaking or right now.

حال جاري زمانه هغه عملونه تشریح کوي چې د خبرو کولو په وخت کې یا په همدا اوس وخت کې جريان لري.

Example:

- I am writing a letter.
- She is doing her homework.
- You are reading **Maktabi Grammar** right now.

### Helping verbs of Present Continuous Tense:

- Am** is used with (**I**).
  
- I am** calling Himat at moment.
  
- Are** is used with (**We, You, They** and **plural nouns**).
  
- We are** coming to center.
- You are** watching TV.
- They are** playing football.
- Himat** and **Nasib are** waiting for Misal.
  
- Is** is used with (**He, She, It,** and **singular nouns**).
  
- He is** going to school.
- She is** cooking something.
- It is** running toward the mountain.
- Hakimullah is** playing cricket.

## Formulas for Present Continuous Tense:

### Positive:

S + (is/ am/ are) + V-ing + C +.

- I am reading a book.
- He is coming to school.
- We are speaking Portuguese.

### Negative:

S + (is/ am/ are) + not + V-ing + C +.

- You are not watching TV.
- She is not reading a newspaper.
- It is not flying.

### Question:

(Is/ Am/ are) + S + V-ing + C +?

- Is he using a computer?
- Are they digging a hole?
- Am I tearing my turban?

### Negative interrogative:

(Is/ Am/ Are) + not + S + V-ing + C +?

- Isn't she cutting a cake?
- Aren't they driving buses?

**Note:** At the end of each verb, we had better add “ing” for present continuous tense!

\*\*\*



## WH-Questions for Description

### ڊبلیو ایچ سوالونہ د وضاحت لپارہ

When we are describing something, we can use **WH-question**.

كله چي مورڊ يوشی تشریح کوو مورڊ کولای شو چي له « ڊبلیو ایچ سوالونو » څخه استفادہ وکړو.

Example:

- What** is the baby like? He is cute.
- What** size are the shoes? They are small.
- What** color is the car? It is red.

\*\*\*

## Possessive Noun

### ملکي نوم

**Possessive noun** is used to show the possession and ownership.

ملکي نوم هغه دی چي ملکیت او مالکیت ونبیي.

Example:

- This is **Ahmad's** book.
- She is **Karim's** sister.
- I am **Hamida's** friend.

\*\*\*

## WH-Questions for describing people

### ڊبلیو ایچ سوالونہ د خلکو د تشریح کولو لپارہ

We use this when we say how people look.

مورڊ دا هغه وخت کاروو چي مورڊ وايو خلك څنگه بنکاري.

Example:

- What** does Jamil look like? He looks young.
- What** do students look like? They look very gifted<sup>1</sup>.

<sup>1</sup> Gifted means remarkable, extraordinary, skillful or talented.

\*\*\*

## Have got = have

لرل

**Have + got** is used when we express possession.

**Have + got** د دې لپاره استعمالېږي چې موږ ملکیت ښیو.

Example:

- I **have got** two brothers. Or I have two brothers.
- We **have got** many apples.
- They **have got** six houses.
- You **have got** *Maktabi Grammar*.
- Himat and Nasib **have got** bicycles.
- Farid and Halima **have got** pens and notebooks.
- Afghans **have got** bravery.

\*\*\*

## Has got = has

لرل

**Has + got** is used when we express possession.

**Has + got** د دې لپاره استعمالېږي چې موږ ملکیت ښیو.

Example:

- He **has got** a red car. Or he has a red car.
- She **has got** a new book.
- It **has got** three holes.
- Misal **has got** a new computer.
- Hakim **has got** an old car.
- Hamid **has got** an iron.
- Jamila **has got** three children.

\*\*\*

## How many

خوداني

**How many** is used to ask about the number and quantity.

خوداني د دې لپاره استعمالېږي چې د گڼنې او کمیت يا اندازې په اړه پوښتنه کوو.

Example:

- How many** students are there in the class?
- How many** books are there on the table?
- How many** people are there in the mosque?

\*\*\*

## How much

خومره

**How much** is used to ask about the amount and non-countable nouns.

خومره د دې لپاره استعمالېږي چې موږ د مقدار او يا د نه شمېرونکو نومونو په اړه پوښتنه کوو.

Example:

- How much** water is there in the glass?
- How much** rice is there on the floor?
- How much** flour is in the parcel?

\*\*\*

## Prepositions of Time

### د اضافت توري د وخت لپاره

**Prepositions of time** are used to show when something is fulfilled.

د اضافت توري د وخت لپاره استعمالېږي چې ويني کوم وخت يوشی ترسره کېږي.

Example:

**On** for day:

- I came **on** Tuesday.
- You go **on** Friday.
- We cook meat **on** Wednesday.

**In** for part of day:

- She wakes up **in** the morning.
- He sleeps **in** the evening.
- Himat eats lunch **in** the afternoon.

**At** for hours:

- They came **at** 02:30 pm.
- She went **at** 05:52 am today.
- The bomb exploded **at** 09:38 am.

\*\*\*

## Countable Nouns

### شمېرونكي نومونه

**Countable nouns** are those which can be counted.

شمېرونكي نومونه هغه دي چې گنل كېږي.

Example:

- |                                |                                 |
|--------------------------------|---------------------------------|
| <input type="checkbox"/> Book  | <input type="checkbox"/> books  |
| <input type="checkbox"/> Pen   | <input type="checkbox"/> Pens   |
| <input type="checkbox"/> Man   | <input type="checkbox"/> men    |
| <input type="checkbox"/> Goose | <input type="checkbox"/> Geese  |
| <input type="checkbox"/> Louse | <input type="checkbox"/> lice   |
| <input type="checkbox"/> Sheep | <input type="checkbox"/> sheep  |
| <input type="checkbox"/> Wife  | <input type="checkbox"/> wives  |
| <input type="checkbox"/> Calf  | <input type="checkbox"/> Calves |

\*\*\*

## Uncountable Nouns

### نه شمېرونكي نومونه

**Uncountable nouns** are those which cannot be counted.

نه شمېرونكي نومونه هغه دي چې نه گنل كېږي.

Example:

- |                                |                                |  |
|--------------------------------|--------------------------------|--|
| <input type="checkbox"/> Water | <input type="checkbox"/> water | <input type="checkbox"/> <del>waters</del> |
| <input type="checkbox"/> Rice  | <input type="checkbox"/> Rice  | <input type="checkbox"/> <del>rices</del>  |
| <input type="checkbox"/> Milk  | <input type="checkbox"/> Milk  |  |
| <input type="checkbox"/> Money | <input type="checkbox"/> money |  |
| <input type="checkbox"/> Snow  | <input type="checkbox"/> snow  |  |
| <input type="checkbox"/> Oil   | <input type="checkbox"/> Oil   |  |

\*\*\*

## Quantifiers

### مقدار معلومونکي

**Quantifiers** are used to show a quantity.

مقدار معلومونکي د دې لپاره استعمالېږي چې اندازه او کمیت وښيي.

Example:

**Some** in positive sentences:

- I have **some** books.
- She has **some** oranges.
- There is **some** water.

**Any** in negative and interrogative sentences:

- There are not **any** students in my class.
- Have you **any** pens? Means = Do you have any pens?
- I do not have **any** money.

\*\*\*

## Adverbs of Frequency

### مکرر قیدونه / د تکرار قیدونه

Adverbs of frequency are used to show the repetition of an action in simple present tense.

مکرر قیدونه د دې لپاره استعمالېږي چې په ساده حال زمانه کې د یو عمل تکرار وښيي.

Example:

## اووم ټولگی

## مکتبي گرامر

|        |         |       |           |        |        |       |
|--------|---------|-------|-----------|--------|--------|-------|
| always | usually | Often | sometimes | Rarely | Seldom | Never |
|--------|---------|-------|-----------|--------|--------|-------|

- I **always** speak aloud.
- She **usually** goes to school.
- They **sometimes** (~~sometime~~) study English.

\*\*\*

## Be + Adverbs of Frequency

## له بي فعلونو سره مکرر قیدونه

Adverbs of frequency can be used with be (is, am, are) verbs.

مکرر قیدونه د بي (ایز، ایم، ار) سره استعمالېدلای شي.

Example:

- I *am always* on time.
- You *are usually* late.
- They *are sometimes* in time.

یادوونه: کومې گرامري موضوعگانې که پاته وي هغه په څلورم، پنځم او شپږم ټولگیو کې لټولای شی!

\*\*\*

## د اووم ټولگی پای

اووم ٲولگى

مكتبي گرامر



## Grade 8

- Can for ability
- Gerund
- Long “u” sound
- The “e” is silent
- Paragraph
- Adverb
- Preposition
- Yes/ No Question
- Present Continuous Tense
- Simple Past Tense
- Regular Verbs
- Irregular Verbs
- WH-Questions with Simple Past Tense
- Past Tense of “Be”
- A Graph for “Be”
- WH-Questions with “Be”
- Subject Pronouns + Be
- Contraction of “Be”
- Adverbs of Frequency
- WH-Questions with Simple Present Tense
- Prepositions of Place
- Imperative Sentence
- Negative Imperative Sentence
- Positive Imperative Sentence
- Object
- Direct Object
- Indirect Object
- Object Pronouns
- Should of Advice & Guidance
- Equality as ..... as
- Comparative Degree of Adjective
- Superlative Degree of Adjective
- Regular Adjectives
- Irregular Adjectives
- Question with How + Adjective
- No + Gerund
- Have to for Strong Advice
- Can for Permission
- Modal Auxiliary Verbs (Had better, Must, Should, Can)

## Can for Ability

### کن د توانايي لپاره

**Can** is used to show present's time ability.

کن د دې لپاره کارول کېږي چې د موجوده وخت توانايي او طاقت وښيي.

EXAMPLE:

- I **can** lift five kilo stone.
- You **can** learn English Grammar.
- They **can** read and write Pashto.
- She **can** play piano.

\*\*\*

## Gerund

### د مصدر نوم

The "ing" form of verb is called gerund which functions as noun and adjective.

د «آی این جی» لرونکي فعل ته د مصدر نوم ویل کېږي چې د نوم او ستاینوم دنده په غاړه لري.

EXAMPLE:

As **noun**:

- Watering** is not hard for me.
- Drinking** is requisite of life.
- Reading** is useful for information.

As **adjective**:

- Reading** book is hard for my classmates.
- Swimming** pool is over there, my dear!
- Climbing** mountain is popular around here.

\*\*\*

## Long “u” sound

### د « یو » اوږد اواز

When (u) is followed by another vowel, this time, it (u) has long sound.

کله چې « یو » له بل غږلرونکي توري څخه مخکې راشي؛ په دې صورت کې هغه اوږد اواز لري.

EXAMPLE:

- Glue
- Square
- Fuel

\*\*\*

## The “e” is silent

### « e » ساکن ده

When a vowel + consonant + e come together, the vowel has long sound and the “e” is silent.

کله چې غږلرونکی + بې غږه + e په یو ځای سره راشي، په دې وخت کې غږلرونکی توری اوږد اواز لري او « e » ساکن ده.

EXAMPLE:

- Tale
- Rule
- Wade
- Mine

\*\*\*

## Paragraph

### پاراګراف

A group of sentences about a single and one matter is called paragraph.

د غونډلو هغه ټولګه چې د یوې ځانګړې موضوع په اړه یو ځای شوې وي، پاراګراف ورته ویل کېږي.

EXAMPLE:

#### Introduction

I would like to introduce myself. My name is Hakim. I am from Moqur district, Ghazni province. I am in grade nine (9). I have five brothers. Two of them are teachers; two of them are students, and one of them is toddler. I can speak Pashto language. I like to play cricket. My favorite team is Afghanistan’s national team. In simple words, I introduced myself.

\*\*\*

## Adverb

### قید

**Adverb** is a word which is used to modify an adjective, verb, whole sentence and another adverb.

قید هغه ڪلمه ده چي د صفت، فعل، بشپري غونڊلي او بل قید په مانا کي تغیر رامنځته ته کړي.

EXAMPLE:

#### Adverb with adjective:

- He is **very** tall.
- She is **extremely** thirsty.
- It is **too** hard.

#### Adverb with verb:

- He *drives* **fast**.
- She *walks* **quickly**.
- They *drink* **badly**.

#### Adverb with whole sentence:

- Luckily**, I felt safe there.
- Safely**, they escaped from the burnt building.
- Generally**, we want vote him.

#### Adverb with another adverb:

- He drives **very** fast.
- She walks **so** quickly.
- They drink **really** badly.

\*\*\*

## Preposition

### د اضافت توری

**Preposition** is a word which is used to show relationship and correlation between two things.  
د اضافت توری هغه کلمه ده چې د دوو شیانو ترمنځ اړیکه او ارتباط و ښيي.

EXAMPLE:

- You are **in** the class. (you and class)
- She is **at** school.
- They are **under** the tree.
- The dog is **beside** the cat.
- The mouse is **near** the cat.
- Your book is **in front of** your face.
- Your spinal cord is **behind** your chest.

\*\*\*

## Yes/ No Questions

### د هو / نه سوالونه

**Yes/ No questions** are asked by auxiliary verbs and answered with "Yes/ No".

هو / نه سوالونه هغه دي چې په کومکي فعلونو سره پوښتل کېږي او په « هو / نه » سره ځوابېږي.

EXAMPLE:

- |   |                     |
|---|---------------------|
| <input type="checkbox"/> Are you a student?           | Yes, I am.          |
| <input type="checkbox"/> Is she Hamida?               | No, she is not.     |
| <input type="checkbox"/> Can you help me?             | Yes, I can.         |
| <input type="checkbox"/> Should I sleep at seven?     | No, you should not. |
| <input type="checkbox"/> Are you Afghan?              | Yes, I am.          |
| <input type="checkbox"/> Am I Misal?                  | Yes, you are.       |
| <input type="checkbox"/> Will you come?               | No, I will not.     |
| <input type="checkbox"/> Did he win the match?        | Yes, he did?        |
| <input type="checkbox"/> Do you like Maktabi Grammar? | Yes, I do.          |
| <input type="checkbox"/> Does he learn English?       | No, he does not.    |

\*\*\*

## Present Continuous Tense

### حال جاري زمانه

**Present Continuous Tense** is used to show an action which is happening at the moment of speaking.

حال جاري زمانه هغه عمل تشریح کوي چې د خبرو کولو په وخت کې په جریان کې وي.

EXAMPLE:

- I am typing present continuous tense right now.
- You are studying it now.
- They are coming here now.

**Note:** You can see present continuous tense with supplementary details in Grade 7!

\*\*\*

## Simple Past Tense

### ساده تېره زمانه

**Simple past tense** is used to show an action which is started and completed at a specific time in the past.

ساده تېره زمانه هغه عمل تشریح کوي چې په تېر معلوم وخت کې شروع شوی او پای ته رسېدلی وي.

EXAMPLE:

I killed a snake **last year**.

You woke up **this morning**.

You bought Maktabi Grammar **yesterday**.

**Note:** You can see simple past tense with further details in Grade 6!

\*\*\*

## Regular Verbs

### قاعدہ وال فعلونه

**Regular verbs** are those which take (d/ ed) at the end for past and past participle form.

قاعدہ وال فعلونه هغه دي چې د تېر او بشپړه حالت لپاره په آخر کې « ډې » يا « اي ډې » مني.

EXAMPLE:

kill changes to killed.

Care changes to cared



\*\*\*

## Irregular Verbs

### بې قاعده فعلونه

**Irregular verbs** are those which do not accept the rule of adding (d / ed) but changes its form.

بې قاعده فعلونه هغه دي چې د « ډې » يا « اي ډې » د زياتېدو قاعده نه قبلوي خو خپل شکل ( بڼې ) ته تغير ورکوي.

EXAMPLE:

- |                                |                                  |
|--------------------------------|----------------------------------|
| <input type="checkbox"/> Buy   | <input type="checkbox"/> bought  |
| <input type="checkbox"/> Bring | <input type="checkbox"/> brought |
| <input type="checkbox"/> Teach | <input type="checkbox"/> taught  |
| <input type="checkbox"/> Think | <input type="checkbox"/> thought |
| <input type="checkbox"/> Come  | <input type="checkbox"/> came    |
| <input type="checkbox"/> Go    | <input type="checkbox"/> went    |
| <input type="checkbox"/> Tell  | <input type="checkbox"/> told    |
| <input type="checkbox"/> Say   | <input type="checkbox"/> said    |
| <input type="checkbox"/> See   | <input type="checkbox"/> saw     |
| <input type="checkbox"/> Send  | <input type="checkbox"/> sent    |

You can find the **third form** of these irregular verbs as well!

**Note:** For more “Irregular Verbs”, you can find and buy the book by the name of “600 Irregular Verbs”!

\*\*\*

## WH-Question with Simple Past Tense

### د ساده تېرې زمانې سره ډېليو ايچ سوالونه

We can use WH-questions with simple past tense in the following way:

موږ کولای شو د ساده تېرې زمانې سره ډېليو ايچ سوالونه په لاندې لاره استعمال کړو:

EXAMPLE:

**WH+ did + S + v1 +?**

- What did you eat?
- Where did you go?
- When did you come?
- How did you do?
- Who did you help?
- Whom did you help?
- Why did you sleep?

\*\*\*

## Past Tense of “Be”

### د « بي » تېر حالت

Past tense of “Be” is used to show where something existed and how appeared.

د « بي » تېره زمانه دا راته بڼيې چې يو شي چېرې شتون درلود او څنگه بڼکارېدو.

EXAMPLE:

**Was** is used with (I, he, she, it and singular nouns):

- I **was** in Kabul.
- He **was** at office.
- She **was** in the kitchen.
- It **was** in a cave.

**Were** is used with (You, We, They and plural nouns):

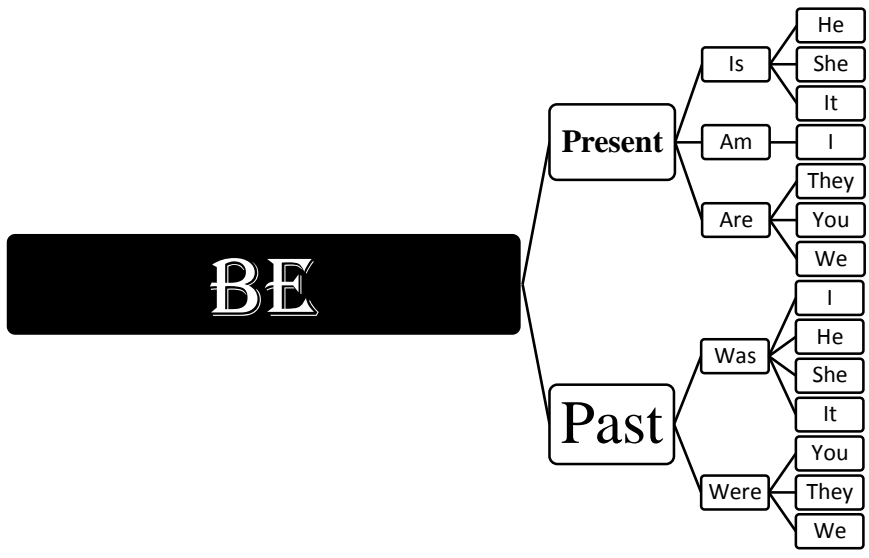
- You **were** in Pakistan.
- They **were** happy.
- We **were** children.
- Karim and Habib **were** classmates.

\*\*\*

## A graph of “Be” Verbs

### د « بي » فعلونو يوه بڼه





### WH-Questions with "Be"

د « بي » سره ډبليو ايچ سوالونه

EXAMPLE:

- Where was he?
- Who was she?
- What was it?
- Who were interviewers?

\*\*\*

### Subject Pronouns + Be

فاعلي ضميرونه + بي

| Subject Pronouns | Be Verbs | Example            |
|------------------|----------|--------------------|
| I                | am       | I am a teacher.    |
| We               | are      | We are Afghans.    |
| You              |          | You are a student. |
| They             |          | They are pilots.   |
| He               | is       | He is a doctor.    |
| She              |          | She is a girl.     |

|    |              |
|----|--------------|
| It | It is a pen. |
|----|--------------|

\*\*\*

## Contraction of "Be"

د « بي » لنډه بڼه

|         |                       |
|---------|-----------------------|
| I'm     | I'm not a banker.     |
| We're   | We're not Pakistanis. |
| You're  | You're a student.     |
| They're | They're scholars.     |
| He's    | He's a mechanic.      |
| She's   | She's a nurse.        |
| It's    | It's a computer.      |

\*\*\*

## Adverbs of Frequency

د تکرار قیدونه

Adverbs of frequency show the repetition and reappearance of an action.

د تکرار قیدونه د یو عمل بیا بیا پېښېدنه او اظهار نښي.

EXAMPLE:

|           | <b>ADVERBS OF FREQUENCY</b> |                          |                          |                          |                          |                          |       |
|-----------|-----------------------------|--------------------------|--------------------------|--------------------------|--------------------------|--------------------------|-------|
|           | 100%                        | 90/ 99%                  | 75/ 90%                  | 25/ 75%                  | 10/ 25%                  | 1/ 10%                   | 0%    |
|           | Always                      | Usually                  | Often                    | Sometimes                | Seldom                   | Rarely                   | Never |
| Saturday  | <input type="checkbox"/>    | <input type="checkbox"/> | <input type="checkbox"/> | <input type="checkbox"/> | <input type="checkbox"/> | <input type="checkbox"/> |       |
| Sunday    | <input type="checkbox"/>    | <input type="checkbox"/> | <input type="checkbox"/> | <input type="checkbox"/> | <input type="checkbox"/> |                          |       |
| Monday    | <input type="checkbox"/>    | <input type="checkbox"/> | <input type="checkbox"/> | <input type="checkbox"/> |                          |                          |       |
| Tuesday   | <input type="checkbox"/>    | <input type="checkbox"/> | <input type="checkbox"/> |                          |                          |                          |       |
| Wednesday | <input type="checkbox"/>    | <input type="checkbox"/> |                          |                          |                          |                          |       |
| Thursday  | <input type="checkbox"/>    | <input type="checkbox"/> |                          |                          |                          |                          |       |
| Friday    | <input type="checkbox"/>    |                          |                          |                          |                          |                          |       |

اتم ټولگې

**Look at the table chart and read the sentences carefully!**

- I **always** have breakfast at nine.
- She **usually** goes to school.
- I **often** study grammar books.
- They **sometimes** go to town.
- You **seldom** have bath.
- He **rarely** comes to my home.
- Muslims **never** drink wine.

\*\*\*

### WH-Questions with Simple Present Tense

#### د ساده حال زمانې سره ډبلیو ایچ سوالونه

In the following way, we can use WH-questions with simple present tense:

په لاندې طرز سره موږ کولای شو چې « ډبلیو ایچ » سوالونه له ساده حال زمانې سره استعمال کړو.

EXAMPLE:

- What** does your father do?
- What** do your brothers do?
- Where** do you work?
- When** do you have lunch?
- How** do you learn English?
- Why** do you learn English?
- Who** do you help? (Who is used to ask about subject)
- Whom** do you help? (Whom is used to ask about object)

\*\*\*

### Prepositions of place

#### د مکان / ځای د اضافت توري

Prepositions of place show us the place and domicile.

د ځای د اضافت توري موږ ته د مکان او ځای لارښوونه کوي.

EXAMPLE:

- I am **on** Park Road.
- She is **past** the home.

## اتم ٽولگی

- Cat is **under** the tree.
- Maktabi Grammar is **in front of** you.

\*\*\*

## Imperative Sentence

### امریہ جملہ

Imperative sentence is used to show order, command and instruction.

امریہ جملہ د دې لپاره کارول کېږي چې فرمان، حکم او لارښوونه وښيي.

EXAMPLE:

- Go quickly.
- Do not search it.
- Turn left; there is your book.

\*\*\*

## Negative Imperative Sentence

### منفي امریہ جملہ

Negative imperative sentence is used to order not to do something.

منفي امریہ جملہ د دې لپاره استعمالېږي چې امر وکړي چې یو شی و نکړو.

EXAMPLE:

- Don't (do not) drink water.
- Don't close the door.
- Don't go quickly.

\*\*\*

## Positive Imperative Sentence

### مثبتہ امریہ جملہ

Positive imperative sentence is used to order to do something.

مثبتہ امریہ جملہ د دې لپاره استعمالېږي چې امر صادر کړي چې یو شی وکړو.

EXAMPLE:

- Write your name.
- Clean the blackboard.
- Drive your car slowly.

\*\*\*

## Object

Object is a word which receives the action of the subject in a sentence.

مفعول هغه شی دی چې د غونډلې د فاعل عمل ورباندې ترسره کېږي.

EXAMPLE:

- I send a **letter**.
- You pull a **car**.
- They study a **book**.

\*\*\*

## Direct Object

## مستقیم مفعول

Direct object is used to receive the action of the subject directly.

مستقیم مفعول هغه دی چې د فاعل کړنه مستقیماً پرې اجرا کېږي.

EXAMPLE:

- I sent a **letter**.
- You gave an **apple**.
- Teacher asked a **question**.

\*\*\*

## Indirect Object

## غیري مستقیم مفعول

Indirect object is used to receive the action of the subject indirectly.

غیري مستقیم مفعول هغه دی چې د فاعل کړنه په غیري مستقیمه توګه پرې اجرا کېږي.

EXAMPLE:

I sent a letter to **Misal**.

You gave an apple to **him**.

Teacher asked a question of **Nadim**.

\*\*\*

## Object Pronouns

## مفعولي ضميرونه

Object pronouns are used in lieu of object in the sentence.

مفعولي ضميرونه هغه دي چې په غونډله کې د مفعول پر ځای استعمالېږي.

EXAMPLE:

| Object Pronouns | Example            |
|-----------------|--------------------|
| Me              | You helped me.     |
| Us              | They invited us.   |
| You             | I called you.      |
| Them            | We saw them.       |
| Her             | He requested her.  |
| Him             | I drove him.       |
| It              | The cat killed it. |

\*\*\*

## Should for Advice & Guidance

### بايد د مشورې لپاره

When we advise to someone, we use should.

کله چې موږ چاته مشوره ورکوو له « شوي » څخه کار اخلو.

EXAMPLE:

- You **should** buy this car.
- They **should** eat healthy food.
- She **should** wash her hair three times a week.

\*\*\*

## Equality as ..... as

### مساوات د از ..... از تر منځ

When we describe the similarity and equality, we put the *adjective* between **as.....as**.

کله چې موږ يو شان والی او مساوي والی بيانوو؛ نو موږ صفت د از ..... از کلمو تر منځ ږدو.

EXAMPLE:

- Ahmad is **as tall as** Karim.
- Kabul is **as cold as** Ghazni.
- Typing is **as easy as** cake eating.

\*\*\*

## Comparative Degree of Adjective

## د صفت مقایسوي درجه

In this degree of adjective, we compare two things.

د صفت په دې درجه کې موږ دوه شیان سره پرتله کوو.

EXAMPLE:

- Karim is taller than Ahmad.
- Hikmat is more intelligent than M. Yusuf.
- Computer is heavier than mobile.

- If adjective is one and two and syllables, we add (*er*) at the end of it and (*than*) after adjective for comparative degree:

- Halima is **shorter than** Najiba.
- Khan is **uglier than** Jamal.

- If adjective has more than two syllables, we add (*more*) before **adjective** and (*than*) after adjective:

- Kabul is **more beautiful than** Paktika.
- He is **more intelligent than** her.

\*\*\*

## Superlative Degree of Adjective

## د صفت عالي درجه

In superlative degree of adjective, we can compare one thing, one person, one place, one animal or one idea with a group of things, people, places, animals and ideas.

د صفت په عالي درجه کې موږ کولای شو چې یو شی، یو شخص، یو ځای، یو څاروی یا یوه نظریه له یوه گروپ د شیانو، اشخاصو، ځایونو، څارویو او نظریاتو سره مقایسه کړو.

EXAMPLE:

- Himat is the cleverest child in our family.
- Mr. Abdul Qadus Karimi is the most profound instructor at Paktika University.

### اتم ټولگی

- If the adjective has one or two syllables, we add (*the*) before the adjective and (**est**) at the end of adjective.
- It is *the heaviest* ball in this shop.
- Nasib is *the tallest* student in his class.
- If the adjective has more than two syllables, we add (*the + most*) before the **adjective** for superlative form of adjective.
- Kabul is *the most beautiful* place in Afghanistan.
- Shamsullah Zaland is *the most intelligent* lecturer in Moqur district.

\*\*\*

## Regular Adjective

### قاعده وال صفت

Regular adjective has a special rule for comparative and superlative form to be changed.

قاعده وال صفت یوه ځانگړې لاره لري چې مقایسوي او عالي درجې د صفت ته بدلېږي.

EXAMPLE:

- For comparative form we add (**er**):
- Tall     taller
- Short    shorter
- Clever    cleverer
- For superlative form we add (**est**):
- Tall     tallest
- Short    shortest
- Clever    cleverest

\*\*\*

## Irregular Adjective

### بې قاعده صفت

Irregular adjective has no special rule for comparative and superlative form, but it changes its form.



اتم ټولگی

بې قاعده صفت هغه دی چې د مقایسوي او عالي درجې ته د بدلون لپاره کومه خاصه لاره نلري بلکې خپل شکل ته تغیر ورکوي.

EXAMPLE:

For comparative form:

Good  better

Bad  worse

For superlative form:

Good  the best

Bad  the worst

\*\*\*

## Question with How + Adjective

### خومره + صفت سره سوالونه

When we mean to acquire information about the adjectival aspect of something, we can use how + adjective.

کله چې زموږ هدف دا وي چې د یو شي په صفتي اړخ کې معلومات حاصل کړو؛ نو له خومره + صفت څخه کار اخلو.

EXAMPLE:

- How wide is this sea?
- How long is this track?
- How high was that wall?
- How deep is this well?
- How easy is the test?
- How cheap is that hat?
- How useful is Maktabi Grammar?

\*\*\*

## No + Gerund

### نه + مصدر

No + Gerund can be used for request and as an instruction.

نه + مصدر د غوښتنې او لارښوونې لپاره استعمالېدای شي.

EXAMPLE:

اتم ټولگی

- No smoking.
- No stopping.
- No shouting.
- No sleeping.
- No waiting.

\*\*\*

## Have to for Strong Advice

### باید د غښتلي مشورې لپاره

When we give a strong advice to someone regarding something, we can use “have to” for it.

کله چې موږ یو چاته د یو شي په اړه قوي او غښتلي مشوره ورکوو؛ موږ له « باید » څخه کار اخیستلی شو.

EXAMPLE:

- You **have to** learn English.
- They **have to** drive slowly.
- She **has to** come on time.
- We **have to** speak a lot.
- They **have to** strengthen their decisions.

**Note:** For subject (**he, she, it** and **singular nouns**, we use (**has to**) in place of (**have to**)!

\*\*\*

## Can for Permission

### « کن » د اجازې لپاره

When we take permission from someone, it is possible to use (can) for it.

کله چې موږ له یو چا څخه اجازه غواړو، نو موږ کولای شو چې « کن » استعمال کړو.

اتم ټولگي

EXAMPLE:

- Can I go out, please?
- Can I help you?
- Can I have a pen, please?
- Can he drive your car?
- Can they come to our party?
- Can I come at seven (07:00 am) after today?
- Can we swim in that pool?
- Can she go with me, please?

\*\*\*

## Modal Auxiliary Verbs

### نمونه يي کومکي فعلونه

Modal auxiliary verbs cannot be changed when the subject changes; they have specific usages which will be discussed with more details in upper grades.

نمونه يي کومکي فعلونه د فاعل له بدلېدو سره خپل حالت ته تغیر نه ورکوي؛ هغوی ځانگړي او خاص د کارونې ځایونه لري چې په راتلونکو ټولگيو کې به په تفصیل سره تر څېړنې لاندې ونيول شي.

EXAMPLE:

(Had better, Must, Should, Can ...)

- You **had better** go to the center.
- They **had better** not participate in our ceremony.
- They **must** bring that computer.
- You **should** learn grammar if you want to be an English speaker.
- They **can** drive a car from Kandahar through Moqur to Kabul.

\*\*\*

# د اتم ٲولگي پاى

## Grade 9

- Will for Future
- Be + Going to for Future
- Present Continuous Tense for Future
- Suggestion with Why
- Accepting something
- Refusing something
- First Conditional
- Second Conditional
- Verb + infinitive
- V + O + Infinitive
- Stative Verbs
- Present Perfect Tense
- For and Since with Present Perfect Tense
- Adverbial
- Sequence Adverbs
- Gerund
- By + Gerund
- Relative Clause
- Should and Would for Polite Request
- Subordinating Conjunctions
- Request with Modal Verbs
- Invitation with Modal Verbs
- Reported Speech with (Auxiliary)
- Reported Speech with (WH)
- Reported Speech with (Modal Verbs)
- Reported Speech with (Tenses)
- Reported Speech with (Command)
- Reported Speech with (Request)
- Words end in (y and f (e))
- Time expressions for Reported speech
- Reporting Verbs (ask, tell, order)

## Will for Future

### ویل د راتلونکې لپاره

We can use (will) for instant plan and prediction.

موږ کولای شو « ویل » د سمدستي پلان او وړاندوینې لپاره استعمال کړو.

Example:

- I **will** help you.
- They **will** carry it for you.
- It **will** rain tomorrow.

\*\*\*

## Be + Going to

### بې + قصد لرل

Be + Going to can be used for a planned and decided action which will take place in the future time.

بې + قصد لرل د هغه کار لپاره کارول کېږي چې پلان او تصمیم شوی وي خو په راتلونکي وخت کې به واقع کېږي.

Example:

- I **am going to** come tomorrow.
- You **are going to** cook meat for dinner.
- He **is going to** deliver speech in the program.
- She **is not going to** marry Habib.
- Are they going to** do their homework tonight?

**Note:** In negative sentence, we add (not) after (Be (is, am, are)), and in question sentence, we convert the subject and (Be (is, am, are)). Pay attention to above examples sensibly.

\*\*\*

## Present Continuous Tense for Future

### حال جاري زمانه د راځي وخت لپاره

An action which we decided and planned can be expressed in present continuous tense that happens in the future time.

هغه کړنه چې پلان شوې او تصميم شوې وي او په راتلونکې وخت پېښېږي هغه په حال جاري زمانه کې تشریح کولای شو.

Example:

- I am cooking meat tonight.
- They are going to Kabul tomorrow.
- She is coming to my home next week.
- Hamid is buying a computer next month.
- They are climbing that mountain tomorrow.
- Khan is doing his homework one hour after.

\*\*\*

## Suggestion with Why

### په « ولې » سره نظريه يا مشوره

When we suggest concerning something to someone, we can use (why) for it.

کله چې موږ يو چاته د يو شي وړاندیز کوو، موږ کولای شو چې د هغه لپاره له « ولې » څخه استفاده وکړو.

Example:

- Why don't we study English?
  - Why don't they participate in our program?
  - Why don't we go to Ghazni and Jalal Abad?
  - Why don't we take computer class this winter?
  - Why don't you drive my car?
  - Why doesn't she have haircut?
  - What about drinking a cup of tea?
  - How about reading an interesting book?
- These are also used for suggestion!

\*\*\*

## Accepting something

یو څه منل

When we accept something, we can use these expressions:

کله چې موږ یو شی قبلوو موږ همدا اصطلاحات کارولی شو:

Example:

Will you come to my party?

**That is right.**

What about a cup of coffee?

**I would love to.**

I want to take an English class?

**That is a good idea.**

\*\*\*

## Refusing something

یو څه نه منل (ردول)

When we do not accept something, we can use these expressions:

کله چې موږ یو شی نه قبلوو موږ همدا اصطلاحات کارولی شو:

Example:

Will you come to my party?

**That is great, but I am very busy.**

What about a cup of coffee?

**I would love to, but I have an appointment.**

Why don't we take an English class?

**I am sorry.**

\*\*\*



## First Conditional

### لومړۍ شرطیه

We use first conditional when the condition is in simple present tense and the result is in simple future tense.

موږ لومړۍ شرطیه د دې لپاره کاروو چې حالت یې په ساده حال زمانه کې وي او پایله یې په ساده راتلونکې زمانه کې وي.

Example:

If it rains, I will stay home.

If you come, I will welcome you.

If they win, they will laugh loudly.

\*\*\*

## Second Conditional

### دویمه شرطیه

We use second conditional when the condition is in simple past and the result is in (S+would+V1).

موږ دویمه شرطیه د دې لپاره استعمالوو چې حالت په ساده تېره زمانه کې وي او نتېجه یې په (فاعل + وړو + فعل) کې وي.

Example:

If I had money, I would buy a car.

If you went Ghazni, you would see many shrines.

If she married me, she would stay with me.

\*\*\*

## Verb + Infinitive

### فعل + مصدر

This infinitive is preceded by some verbs which are written below:

دا څو فعلونه تر مصدر مخکې لېکل کېږي.

Example:

- Promise
- Plan
- Agree
- Decide
  
- The government *promises to stop* smoking in public areas.
- The students *plan to picnic* in the mountain this week.
- You *agree to use* your computer, don't you?
- She *decided to drive* from Kabul to Kandahar.

\*\*\*

## V + O + Infinitive

### فعل + مفعول + مصدر

According to this formula, we can use the object after the verb and before the infinitive.

د دې فارمول په اساس موږ کولای شو چې مفعول تر فعل وروسته او تر مصدر مخکې وکاروو.

Example:

- Promise
- Plan
- Agree
- ask
  
- The government *promises* the people **to stop** smoking in public areas.
- The students *plan* a trip **to go** to a mountain this week.
- You *agree* with Hamid **to use** his computer, don't you?
- She *asked* me not **to drive** his car.

\*\*\*

## Stative Verbs

### د حالت فعلونه

Stative verbs do not force our body to move; they do not show any movement during their performing as well.

د حالت فعلونه هغه دي چې زموږ وجود حرکت کولو ته نه اړ کوي؛ د هغوی د ترسره کولو په وخت کې هغوی هیڅ کوم خوځښت نه رامنځ کوي.

Example:

- I **like** apple.
- She **loves** me.
- They **want** money.
- You **prefer** my idea.
- I **enjoy** watching TV.
- The manger **sees** a train every morning.

\*\*\*

## Present Perfect Tense

### حال بشپړه زمانه

Present perfect tense can be used into two ways:

حال بشپړه زمانه په دوو ډولونو سره استعمالېدای شي:

Example:

- 1) When **for** and **since** are not used with its sentences, it shows an action which started and completed at an unspecified time in the past.

کله چې د بشپړې زمانې له غوندې سره « پار » او « سینس » نه وي کارول شوي، دا زمانه هغه عمل راته بیانوي چې په تېر وخت کې پیل او پای ته رسېدلی وي.

- I have gone to Kabul.
- They have studied English in Paktika.
- She has swum in this pool.
- Hakim has graduated form Sikacha-Wa-Nawruzi high school.

2) When **for** and **since** are used with its sentences, it shows an action which started at a specific time in the past and continued till now and may go on to the future.

کله چې د بشپړې زمانې له غونډلو سره «پار» او «سینس» کارول شوي وي، هغه یو داسې عمل رانښيي چې په تېر مشخص وخت کې پیل او تر اوسه پورې جریان لري او د دې امکان یې هم شته دی چې راتلونکي وخت ته وغځېږي.

- I have studied English since 1999.
- They have gone to Herat for two months.
- She has done this job for three years.
- We have lived in Moqur since 2001.

\*\*\*

## For and Since with Present Perfect Tense

«پار» او «سینس» له حال بشپړه زمانې سره

(1) **For** is used when we say the duration of the action. (2) **Since** is used when we say the starting point of an action.

«پار» هغه وخت استعمالېږي چې موږ د یو عمل ټول دوران بیانوو. «سینس» هغه وخت استعمالېږي چې موږ د یو عمل د پیلېدو ټکی بیانوو.

Example:

- I have studied English **since** yesterday. 2
- They have driven this car **since** last year. 2
- She has had that computer **since** 2001. 2
- You have gone to Ghazni **since** last week. 2
- You have gone to Herat **for** one month. 1
- She has been a teacher **for** five years. 1
- He has had a car **for** one year. 1

\*\*\*

## Adverbial

### قید / قیدي

Adverbial is a group of words which functions as an adverb.

قید / قیدي د کلمو یو ټولگه ده چې په ګډه سره د قید دنده ترسره کوي.

Example:

- I went to Kabul **two days ago**.
- They came **last year**.
- We studied Pashto subject the **year before last year**.

\*\*\*

## Sequence Adverbs

### تسلسلي قیدونه

Sequence adverbs are used when we describe something what happens first and what after it.

تسلسلي قیدونه هغه وخت استعمالېږي چې موږ یو شی داسې تشریح کوو چې څه شه لومړی پېښېږي او څه شه پسي پېښېږي.

Example:

**Read prudently this small story!**

In the morning, **first**, I wake up at 05:30 am. **Second**, I take ablution and go to mosque for praying. **Third**, I return from mosque to home for breakfast. **Fourth**, I take my books and chapters and move toward of the center. **Fifth**, I listen to the teacher carefully and what he says I pay a close attention to it. **Finally**, I return to home and have lunch with my sweet brothers, Himat and Nasib.

\*\*\*

## Gerund

### مصدري نوم

The (ing) form of verb is called gerund which function as noun and adjective.

د «ای ان جی» لرونکي فعل ته مصدري نوم ویل کېږي چې د نوم او ستاینوم دنده ترسره کوي.

Example:

- As **noun**: When the gerund is used instead of subject, it functions as a noun:
  - Playing** is useful for health.
  - Running** is also helpful for health.
- As an **Adjective**: When the gerund is used before *noun*, it functions as an adjective.
  - Playing cards** are forbidden in Islam.
  - Driving license** is a requirement.

\*\*\*

## By + Gerund

### په واسطه + مصدري نوم

**By + Gerund** is used when we do something by its help.

په واسطه + مصدري نوم هغه وخت استعمالوو چې د یو شي په مرسته یو کار سرته رسوو.

Example:

- |   |   |
|---|---|
| <input type="checkbox"/> How can I light the lamp?            | <b>By pressing</b> the red button, you can do it. |
| <input type="checkbox"/> How can you improve your vocabulary? | <b>By reading</b> a lot.                          |
| <input type="checkbox"/> How can they reach to Kandahar?      | <b>By driving</b> carefully.                      |
| <input type="checkbox"/> How can I inform them?               | <b>By sending</b> a text message.                 |
| <input type="checkbox"/> How can she come here?               | <b>By renting</b> a car.                          |
| <input type="checkbox"/> How can you win the match?           | <b>By playing</b> wisely.                         |
| <input type="checkbox"/> How can he pass in the exam?         | <b>By studying</b> hard.                          |

\*\*\*

## Relative Clause

### نسبتي فقره

Relative clause is used to give some more information about a noun.

نسبتي فقره د دې لپاره استعمالېږي چې د نوم په اړه اضافي مالومات ورکړي.

Example:

- The student *who is in first class* is my brother.
- The book *which has 200 pages* is written by Jamal.
- The center *where students learn English* is around here.
- The computer *that has a broken screen* is yours.

**Note:** The *italic* words are **clause markers**.

\*\*\*

## Should and Would for Polite Request

### شود او وود د ادبي غوښتنې لپاره

When someone expects us of a polite request, we can use (would or should).

کله چې يو څوک له موږ څخه د يوې ادبي غوښتنې توقع لري موږ کولای شو چې له « وود يا شود » څخه استفاده وکړو.

Example:

- Would you give me an apple?
- Would she come to the program?
- Should he speak us Pashto?
- Should they cook meat for us for the dinner?
- Would we have a steak for the lunch?
- Would she come on time after today?
- Should you give me your computer for an hour?

\*\*\*

## Subordinating Conjunctions

### فرعي د ربط توري

Subordinating conjunctions are used to introduce a subordinate clause.

فرعي د ربط توري د دې لپاره استعمالېږي چې يوه فرعي فقره راته معرفي کړي.

Example:

- I came here **when** Ahmad was not inside.
- I didn't arrive on time **because** I had an accident.
- She ran **while** I was walking.
- I booked a room here **before** he arrived.
- They washed their clothes **after** they got dirty them.

\*\*\*

## Modal Auxiliary Verbs for Request

### نمونه يې کومکي فعلونه د غوښتنې لپاره

When we request to someone about something, we can use "Modal Auxiliary Verbs" for it.

کله چې موږ غواړو د يوشې په اړه له يو چا څخه غوښتنه وکړو موږ کولای شو چې له «نمونه يې مرستندويه فعلونو» څخه استفاده وکړو.

Example:

- Can I open the door, please?
- Could you lend me your pencil for a moment?
- Would I have the menu, please?
- May I carry it for you, please?
- Might they help us?
- Should we watch news at seven (07:00 pm)?

\*\*\*



## Invitation with Modal Verbs

### بلنه په نمونه يي فعلونو سره

We can use modal verbs for invitation.

موږ کولای شو چې نمونه يي فعلونه د دعوت لپاره استعمال کړو.

Example:

- Could you come to our party tomorrow?
- Would you like to be in my graduation ceremony?
- Could they come to his birthday?

\*\*\*

## Reported Speech with (Auxiliaries)

### نقلی خبرې په « مرستندویان » سره

In reported speech, we can change the main verb of simple present tense into simple past tense, and we use if/ whether instead of auxiliaries.

په نقلی خبرو کې موږ کولای شو چې په ساده حال زمانه کې اصلي فعل د ساده تېرې زمانې په فعل بدل کړو او د کومکي فعلونو پر ځای يې « ایف » یا « ویدر » کار کړو.

Example:

**Direct speech:**

- He said, "Are you a student?"
- She said, "Do they study English?"
- They told us, "Does he go to school?"

**Indirect speech:**

- He wanted to know if/ whether I was a student.
- She asked if/ whether they studied English.
- They told us if/ whether he went to school.

\*\*\*

## Reported speech with (WH Questions)

### نقلې خبرې په «ډبليو ايچ» سوالونو سره

In reported speech, we can change the present continuous tense into the past continuous tense, but WH-questions are not changed.

په نقلې خبرو کې موږ کولای شو چې حال جاري زمانه په تېره جاري زمانه بدله کړو خو «ډبليو ايچ سوالونه» د تغیر وړ نه دي.

Example:

#### Direct speech:

- Hamid said, "When are you coming back to Moqur?"
- Jamil told me, "What is he doing in the garden?"
- Hakim said, "Where are they going?"
- Nasib said, "Why are you sitting by the window?"
- She said, "How is he bringing the books?"
- He said, "What are we digging?"

#### Indirect speech:

- Hamid wanted to know when I was coming back to Moqur.
- Jamil told me what he was doing in the garden.
- Hakim asked where they were going.
- Nasib asked why I was sitting by the window.
- She wanted to know how he was bringing the books.
- He asked what we were digging.

\*\*\*

## Reported speech with (Modal Verbs)

### نقلی خبری پہ نمونہ یی فعلونہ سرہ

In reported speech, we can remove the modal verbs.

پہ نقلی خبرو کی مورڊ کولای شو چي نمونہ یی فعلونہ له منخه یوسو.

Example:

**Direct speech:**

- He said, "May I go out?"
- He said, "Can I open the door?"
- He told me, "Will I escape today?"

**Indirect speech:**

- He asked me to go out.
- He wanted me to open the door.
- He told me to escape that day.

\*\*\*

## Reported speech with (Tenses)

### نقلی خبری پہ زمانو کی

In reported speech, we can change the simple present tense into simple past tense.

پہ نقلی خبرو کی مورڊ کولای شو چي سادہ حال زمانہ پہ سادہ تپرہ زمانہ بدلہ کرو.

Example:

**Direct speech:**

- He said, "I work for a factory."

**Indirect speech:**

- He said (that) he worked for a factory.

**A table chart for changing direct speech into indirect speech:**

| <b>Tense</b>                     | <b>Direct Tense</b>                      | <b>To</b>                     | <b>Indirect Tense</b>                        |
|----------------------------------|--|-------------------------------|--|
| Simple tense                     | He said, "I study English."              | Simple past                   | He said that he studied English              |
| Present continuous tense         | He said, "I am teaching English."        | Past Continuous Tense         | He said that he was teaching English.        |
| Present Perfect                  | He said, "I have driven a car."          | Past Perfect Tense            | He said that he had driven a car.            |
| Simple Future                    | He said, "I will paint it."              | Would                         | He said that he would paint it.              |
| Simple past tense                | He said, "I studied Pashto."             | Past Perfect                  | He said that he had studied Pashto.          |
| Past Continuous Tense            | He said, "I was using a computer."       | Past Perfect continuous Tense | He said that he had been using computer.     |
| Past Perfect Tense               | He said, "I had painted the room."       | Past Perfect Tense            | He said that he had painted the room.        |
| Present Perfect Continuous Tense | He said, "I have been working."          | Past Perfect Continuous Tense | He said that he had been working.            |
| Past Perfect Continuous Tense    | He said, "I had been working."           | Past Perfect Continuous Tense | He said that he had been working.            |
| Future continuous Tense          | He said, "I will be running."            | Would be                      | He said that he would be running.            |
| Future Perfect Tense             | He said, "I will have painted it."       | Would have                    | He said that he would have painted it.       |
| Future Perfect Continuous Tense  | He said, "I will have been painting it." | Would have been               | He said that he would have been painting it. |

\*\*\*

## Reported speech with (command)

### نقلې خبرې په امر سره

In reported speech, we can use the command in the following way:

په نقلې خبرو کې موږ کولای شو چې د امر لپاره له لاندې بېلگو څخه کار واخلو:

Example:

**Direct speech**

- He said, "Open the door."
- She said, "Don't watch TV!"
- They told us, "Come on time."

**Indirect speech:**

- He asked me to open the door.
- She wanted me not to watch TV.
- They told us to come on time.

\*\*\*

## Reported speech with (Request)

### نقلې خبرې په غوښتنې سره

In reported speech, we can omit the request verbs.

په نقلې خبرو کې موږ کولای شو چې د غوښتنې فعلونه له منځه یوسو.

Example:

**Direct speech:**

- He said, "Could you help me?"

**Indirect speech:**

- He asked me to help him.

\*\*\*

## Words end in (y and f (e))

### په « وای او ایف » ای « » سره ختمې کلمې

The words which end in (y) if there is a (consonant) before (y), we change the (y) into (i) and add (es) for the plural form of it.

کومې کلمې چې په « وای » پای ته رسېدلې وي که چېرې د « وای » مخکې « بې غږه » توری وي مورږ همدا « وای » په « آی » سره بدلوو او « ای ایس » د هغه د جمع حالت لپاره ور اضافه کوو.

If the words end in (f (e)), we change (f (e)) into (v) and add (es) for their plural form.

که چېرې کلمې په « ایف » یا « ایف ای » سره پای ته رسېدلې وي د هغوی د جمع کولو لپاره مورږ « ایف » یا « ایف ای » په « وي » بدلوو او « ای ایس » ور اضافه کوو.

Example:

#### Consonant + Y:

- Ferry    Ferries
- Lorry    Lorries
- Lily    Lilies

#### F (e):

- Calf    Calves
- Wife    Wives
- Wolf    Wolves
- Leaf    Leaves

**Note:** Some exceptions are existed!

- Cliff    Cliffs
- Handkerchief    Handkerchiefs
- Safe    Safes

\*\*\*

## Time Expressions for Reported Speech

### د وخت اصطلاحات د نقلي خبرو لپاره

As the direct speech is changed into indirect speech, the time expressions are also changed.

څنگه چې مستقيمي خبرې په غيري مستقيمو خبرو بدلېږي نو د وخت اصطلاحگانې هم خپلې بڼې بدلوي.

Example:

| Direct                   | Indirect                        |
|--------------------------|---------------------------------|
| Today                    | That day                        |
| Yesterday                | The day before                  |
| The day before yesterday | Two days before                 |
| Tomorrow                 | The next day/ the following day |
| The day after tomorrow   | In two days' time               |
| Next week                | The following week              |
| Next month               | The following month             |
| Next year                | The following year              |
| Last week                | The previous week               |
| Last month               | The previous month              |
| Last year                | The previous year               |

He said, "I am sick today."

He said that he was sick that day.

She said, "You will go tomorrow."

She said that I would go the following day.

Hamid told him, "She left last year."

Hamid told him that she had left the previous year.

\*\*\*

## Reporting Verbs

## نقلې افعال

We can use (tell, ask and order) as reporting verbs in reported speech.

په نقلې خبرو کې مورډ کولای شو چې « وېل، پوښتل او حکم کول » د نقلې فعلونه په حیث و کاروو.

Example:

### Direct speech:

He said, "I am an angry man here."

She said, "Go on!"

They said, "Bring a cup of coffee."

### Indirect speech:

He **told** me that he was an angry man there.

She **asked** to go on.

They **ordered** to bring a cup of coffee.

\*\*\*

## د نهم ټولگي پای



## Grade 10

- Proper Adjective
- Simple Future Tense
- Be + Going to for Future
- A Timeline for Tenses
- Simple Present Tense
- Comparative Adjective
- Rules for Comparative Form
- Superlative Adjective
- Rules for Superlative Form
- Simple Past Tense
- Regular Verbs
- Irregular Verbs
- Past Be
- Could for Past Ability
- Had better
- ('s & s')
- Tag Questions
- Present Perfect Tense
- Article
- Causative Passive Voice
- Article + Adjective
- Very & Too
- Direct Speech
- Indirect Speech
- Rules for Changing Direct Speech into Indirect
- Reporting Questions with (Auxiliaries)
- Reporting Questions with (WH)
- Gerund as Sub, Obj. and Obj. of Prep
- Conjunction
- Present Perfect Continuous Tense
- Relative Pronouns

## Proper Adjective

## خاص صفت

**Proper Adjective** is taken from a proper noun.

خاص صفت هغه دی چې د خاص نوم څخه اخیستل شوی وي.

Example:

- |                                      |  |
|--------------------------------------|--|
| <input type="checkbox"/> Afghanistan | <input type="checkbox"/> <b>Afghan</b>     |
| <input type="checkbox"/> China       | <input type="checkbox"/> <b>Chinese</b>    |
| <input type="checkbox"/> Islam       | <input type="checkbox"/> <b>Islamic</b>    |
| <input type="checkbox"/> New York    | <input type="checkbox"/> <b>New Yorker</b> |

- I am **Afghan**.
- You are **Chinese**.
- I like **Islamic** books very much.
- They are **New Yorker**.

**Note:** In above sentences, the **bolded** words are proper adjectives; the proper adjectives' first letter must be capitalized!

\*\*\*

## Simple Future Tense

## ساده راتلونکې زمانه

**Simple future tense** is used to show an action which will take place in the coming and future time.

ساده راتلونکې زمانه هغه کړنه بیانوي چې په راځي او راتلونکي وخت کې پېښېږي.

Example:

- I will come **tomorrow**.
- He said, "You will invite me for your **graduation ceremony**."

### Helping Verbs of simple Future Tense: (Will & Shall)

- I **shall** go one hour after.
- She **will** marry me next summer.

### Formula for Simple Future Tense:

Positive:

- S+ Will/ Shall+ V + C +.
- You will speak English next year.

Negative:

- S+ Will/ Shall + not + V + C +.
- We shall not take a computer class in the winter.

Interrogative:

- Will/ Shall + S + V + C +?
- Will they promise us about the contract<sup>1</sup>?

Negative Interrogative:

- Will/ Shall + not + S + V + C +?
- Won't she marry me in the next summer?

\*\*\*

<sup>1</sup> Contract means bond or agreement.

## Be + Going to for Future

### بې + قصد لرل د آينده لپاره

Be + Going is used for an action which we have already decided and planned; this action will take place in the future time.

بې + قصد لرل موږ د هغې کړنې لپاره کاروو چې موږ مخکې له مخکې تصميم او پلان کړې وي؛ دا کړنه به په راتلونکي وخت کې واقع شي.

Example:

- I **am going to** drive from Kabul to Kandahar next week.
- They **are going to** speak English in the next program.
- She **is going to** cook meat for our gorgeous<sup>1</sup> guest.

#### Formula for Be + Going to:

Positive:

- S + Be (is, am, are) + going to + V + C +.
- I am going to use your computer tonight.

Negative:

- S + Be (is, am, are) + not + going to + V + C +.
- She is not going to watch the next match on Lemar TV.

Interrogative:

- Be (Is, Am, Are) + S + going to + V + C +?
- Are they going to come there in July?

Negative Interrogative:

- Be (Is, Am, Are) + not + S + going to + V + C +?
- Aren't they going to wear turban in next festival?

**Note:** Be means (is, am are). The contracted form of (is not = isn't, are not = aren't).

\*\*\*

<sup>1</sup> Gorgeous means attractive or lovely.

# Three Tenses

## درې زمانې

This timeline can help you a lot to get more information about three tenses.

همدا د وخت گراف کولای شي د درېو زمانو په اړه زیات معلومات درکړي.

Example:

### Simple Present Tense:



This timeline shows us an action which happens all the time or again and again.

### Simple Past Tense:



This timeline shows us an action which happened before now or in the past.

### Simple Future Tense:



This timeline shows us an action which will carry out in the future and following time.

### Some sentences according to the above timelines:

- I work in the garden.
- They speak Pashto.
- I went to school yesterday.
- She helped me today.
- They will play cricket in Sharjah Cricket Stadium.
- You will study Maktabi Grammar tomorrow.

\*\*\*

## Simple Present Tense

### ساده حال زمانه

Simple present Tense is used to show an action which is occurred again and again.

ساده حال زمانه هغه کړنه بیانوي چې بیا بیا پېښه شي.

Example:

- I go to school.
- Muslims pray in the morning.
- She wakes up every morning.

### Helping Verbs of Simple Present Tense: (Do & Does)

- I **do** not drink cold tea.
- We **do** not like mice.
- They **do** not speak Pashto.
- She **does** not comb her hair every day.

**Note:** Do = (I, we, you, they and plural nouns), and Does = (he, she, it and singular noun).

### Formula for Simple Present Tense:

Positive:

- S + V + C +.
- I sleep at night.

Negative:

- S + do / does + not + V + C +.
- She does not run in the morning.

Interrogative:

- Do / Does + S + V + C +?
- Do you like English?

Continuing on the next page

Negative Interrogative:

- Do / Does + not + S + V + C +?
- Doesn't she read Urdu books and magazines?

**Note:** The contracted form of (do not = don't and does not = doesn't).

\*\*\*

## Comparative Adjective

### مقایسوي صفت

When we want to compare two things with each other, we can use comparative form of adjective.

کله چې موږ و غواړو دوه شیان سره پرتله کړو نو موږ کولای شو چې د صفت له مقایسوي (پرتلییزې) بڼې څخه استفاده وکړو.

Example:

- Computer is easier than mobile.
- Winter is hotter than autumn.
- Farah is bigger than Zabul.
- Lion is stronger than donkey.
- Car is nicer than bicycle.

If adjective has one or two syllables, we can add (er) at the end of adjective and (than) after the adjective:

- Karim is taller than Ahmad.
- Jamal is weaker than Ali Mohammad.
- Himat is cleverer than Farid.

If adjective has more than two syllables, we can add (more) before the adjective and (than) after the adjective:

- Kabul is more beautiful than Herat.
- Arabic is more advantageous than English for learning Islamic studies.

**Note:** The comparative adjective is also called (Comparative form & Comparative degree).

\*\*\*



## Rules for Comparative form

### د پرتلییزه درجه لپاره قوانین

There are some rules for comparative degree of adjective which are happened during the adding of (er) at the end of adjective.

په پرتلییزه درجه د صفت کې شو قوانین شتون لري؛ همدا قوانین هغه وخت پېښېږي چې موږ د صفت په پای کې «اي آر» ور اضافه کوو.

Example:

If an adjective ends in (y) and preceded by a (consonant), we had better change (y) into (i) and add (er) at the end of that adjective:

- My book is heavier than yours.
- This garden is noisier than that one.
- Sand is drier than mud in this area.

If an adjective is ended in an (e), we add only (r) at the end of that adjective:

- This road is wider than that road.
- That cave is safer than this one.
- 

If an adjective is ended in (consonant + vowel + consonant), we can double the last (consonant) for comparative form of adjective and add (er) at the end of it.

- Summer is hotter than spring in Afghanistan.
- Tree is bigger than flower.
- Ice-cream is wetter than snow this year.

\*\*\*

## Superlative Adjective

### عالي درجه د صفت

In this degree of adjective, we can compare one thing with a group of things.

د ستاینوم په دې درجه کې موږ کولای شو چې یو شی د شیانو له یوه گروپ سره پرتله کړو.

Example:

- Mohammad Gul is the tallest student in our class.
- Ali Mohammad is the shortest student in our class.
- Kabul is the most beautiful province in Afghanistan.
- Jamal has the most expensive car in Paktika province.

If the adjective has one or two syllables, we add (the) before the adjective and (est) at the end of adjective for superlative form of adjective:

- The red one is the biggest car in our village.
- This gaffer is the oldest man in Moqur district.
- She is the tallest girl in her family.
- You are the latest buyer of Maktabi Grammar.

If the adjective has more than two syllables, we can add (the most) before the adjective for its superlative form:

- Afghanistan is the most beautiful country in the world. (My own idea!)
- Jamal has the most expensive car in Paktika province.
- You are the most profound student in your class.
- She is the most intelligent girl in my book<sup>1</sup>.

\*\*\*

<sup>1</sup> In my book means to my mind, in my opinion or in my view.

## Rules for Superlative Form

## د عالي صفت لپاره قوانین

There are some rules for adding (est) at the end of adjective; these rules are using during the superlative form of adjective.

په عالي درجه د صفت کې څو قاعدې شتون لري؛ دا هغه وخت استعمالېږي چې کله د صفت په آخر کې « اي ايس ټي » د صفت د عالي بڼې لپاره ور اضافه کوو.

Example:

If an adjective is ended in an (e), we can add (st) at the end of it for its superlative form.

- This is the safest place for me.
- Helmand has the widest river in Afghanistan.

If an adjective is ended in a (y), we had better change (y) into (i) and add (est) at the end of it.

- This is the heaviest stone in the playground.
- It is the driest fruit in my shop.
- He is the laziest student in our class.
- That is the tiniest<sup>1</sup> bubble among them.

If an adjective is ended in (consonant + vowel + consonant), we double the last (consonant) for the superlative form of adjective.

- Mango is the wettest fruit in my idea.
- Summer is the hottest season in Afghanistan.
- Mustafa is the fattest student in this class.
- Whale is the biggest animal under the water of ocean.

\*\*\*

<sup>1</sup> Tiny means small or little.

## Simple Past Tense

### ساده تېره زمانه

Simple past tense is used to show an action which is started and completed at some specific time in the past.

ساده تېره زمانه هغه کړنه تشریح کوي چې په تېر معلوم او معین وخت کې شروع او پای ته رسېدلې وي.

Example:

- I went to school yesterday.
- They studied well last night.
- She worked hard last week.
- We climbed a tree an hour ago.

### Helping Verb of Simple Past Tense: (did)

- I did not go to school.
- She did not learn this conversation.
- Did we read our newspaper?

### Formula for Simple Past Tense:

Positive:

- S + V2 + C +.
- I helped you last week.

- Did not = didn't
- V2 = Second form of verb

Negative:

- S + did + not + V1 + C +.
- They did not come to our party.

Interrogative:

- Did + S + V1 + C +?
- Did I write Maktabi Grammar?

Negative Interrogative:

- Did + not + S + V1 + C +?
- Didn't we watch that film?

\*\*\*

## Regular Verbs

## قاعده وال افعال

Regular verbs are those which can take (d or ed) at the end for simple past tense.

قاعده وال افعال هغه دي چې د تېرې زمانې د حالت لپاره « ډي » يا « اي ډي » په پای کې واخلي.

Example:

### Adding of (d):

- |                                |                                 |
|--------------------------------|---------------------------------|
| <input type="checkbox"/> Type  | <input type="checkbox"/> Typed  |
| <input type="checkbox"/> Fade  | <input type="checkbox"/> Faded  |
| <input type="checkbox"/> Wade  | <input type="checkbox"/> Waded  |
| <input type="checkbox"/> Shade | <input type="checkbox"/> Shaded |
| <input type="checkbox"/> Use   | <input type="checkbox"/> Used   |
| <input type="checkbox"/> Move  | <input type="checkbox"/> Moved  |
| <input type="checkbox"/> Trade | <input type="checkbox"/> Traded |

### Adding of (ed):

- |                                 |                                   |
|---------------------------------|-----------------------------------|
| <input type="checkbox"/> Walk   | <input type="checkbox"/> Walked   |
| <input type="checkbox"/> Listen | <input type="checkbox"/> Listened |
| <input type="checkbox"/> Look   | <input type="checkbox"/> Looked   |
| <input type="checkbox"/> Watch  | <input type="checkbox"/> Watched  |
| <input type="checkbox"/> Talk   | <input type="checkbox"/> Talked   |
| <input type="checkbox"/> Travel | <input type="checkbox"/> Traveled |
| <input type="checkbox"/> Pass   | <input type="checkbox"/> Passed   |
| <input type="checkbox"/> Fail   | <input type="checkbox"/> Failed   |

\*\*\*

## Irregular Verbs

### بې قاعده افعال

Irregular verbs are those which change their form for second and third form; these verbs don't follow the rule of adding (d or ed).

بې قاعده فعلونه هغه دي چې د دویم او درېیم حالت لپاره خپلې بڼې ته تغیر ورکوي؛ دا افعال د « ډي » یا « اي ډي » د زیاتون قاعده نه مني.

Example:

- |                                 |                                 |
|---------------------------------|---------------------------------|
| <input type="checkbox"/> Go     | <input type="checkbox"/> went   |
| <input type="checkbox"/> Take   | <input type="checkbox"/> took   |
| <input type="checkbox"/> Make   | <input type="checkbox"/> made   |
| <input type="checkbox"/> Write  | <input type="checkbox"/> wrote  |
| <input type="checkbox"/> Send   | <input type="checkbox"/> sent   |
| <input type="checkbox"/> Drive  | <input type="checkbox"/> drove  |
| <input type="checkbox"/> Speak  | <input type="checkbox"/> spoke  |
| <input type="checkbox"/> Tell   | <input type="checkbox"/> told   |
| <input type="checkbox"/> Say    | <input type="checkbox"/> said   |
| <input type="checkbox"/> Dive   | <input type="checkbox"/> dove   |
| <input type="checkbox"/> Dig    | <input type="checkbox"/> dug    |
| <input type="checkbox"/> Do     | <input type="checkbox"/> did    |
| <input type="checkbox"/> Is     | <input type="checkbox"/> was    |
| <input type="checkbox"/> Are    | <input type="checkbox"/> were   |
| <input type="checkbox"/> Am     | <input type="checkbox"/> was    |
| <input type="checkbox"/> Run    | <input type="checkbox"/> ran    |
| <input type="checkbox"/> Come   | <input type="checkbox"/> came   |
| <input type="checkbox"/> Become | <input type="checkbox"/> became |
| <input type="checkbox"/> Spring | <input type="checkbox"/> sprang |
| <input type="checkbox"/> See    | <input type="checkbox"/> saw    |
| <input type="checkbox"/> Leave  | <input type="checkbox"/> left   |

**Note:** The second form of the irregular and regular verbs is used in simple past tense!

\*\*\*

## Past Be

### د بې تېر حالت

**Past Be** is used to show existence or state of past time.

د بې تېر حالت د دې لپاره کارول کېږي چې د تېر او پخوا وخت شتون یا حالت بیان کړي.

Example:

**Past be for existence:** (was = he, she, I, it, and singular nouns)

- I was at home.
- She was in the class.
- It was in the cave.
- Himat was in the car.

**Past be for state:** (were = we, you, they and plural nouns)

- You were happy.
- They were small.
- We were young.
- Himat and Nasib were children.
- He was single<sup>1</sup>.
- She was only.
- They were doctors.

**Note:** **was** & **were** can be used as auxiliary verbs in past continuous tense!

\*\*\*

<sup>1</sup> Single means lone, sole or unmarried.

## Could for Past ability

### کوډ د تېر وخت د توانايي لپاره

Whenever we want to express ability and capacity of past time, we can use (could) for it.

کله چې موږ و غواړو د تېر وخت توانايي او او وړتيا بيان کړو نو موږ له همدې « کوډ » څخه کار اخیستلای شو.

Example:

- When I was four years old, I could write alphabet.
- I could walk when I was a year.
- They could teach English when they were in India.
- She could sew when she was in our village.
- He could use the computer when he was five years old.
- When it was a year old, it could climb the tree and peel the bark of trees.

**Note:** Could can be used for a polite request as well:

- Could I have a pen, please?
- Could you help me?
- Could they go with us?
- Could she come on time after today?
- Could you buy me a pen?
- Could you give me a Maktabi Grammar?



\*\*\*

## Had better

باید

**Had better** is used for a specific and strong action if we do not do that, it may have a bad outcome.

باید د یو ځانگړي او غښتلي عمل لپاره کاروو که چېرې موږ هغه ترسره نه کړو، کېدای شي چې پایله به یې ناوړه وي.

Example:

- You had better come on time.
- They had better speak politely.
- He had better study a lot.
- We had better send the letter.
- Gulab Shah had better enlarge his bookstore.

The negative form of **had better** is **had better not**:

- You had better not come late.
- They had better not speak rudely.
- She had better not kill the time<sup>1</sup>.
- You had better not inform your enemies of your plans and decisions.
- Afghans had better not calm down<sup>2</sup> as they are now!

<sup>1</sup> Kill the time means waste the time.

<sup>2</sup> Calm down means quieten

\*\*\*

## Apostrophe

### غړوندى

Apostrophe is added at the end of noun to show possession or property of someone or something.

غړوندى د دې لپاره د فعل په پای کې اضافه کېږي چې د يو چا يا يو شي ملکیت يا شتمني وښيي.

Example:

We add (’s) at the end of those singular and plural nouns which do not end in (s).

- This is Misal’s book.
- They are men’s shirts.
- These are teeth’s cream.
- We have children’s class.
- I drive Ehsan’s car.
- What is your father’s name?

We add (’) at the end plural nouns which end in (s).

- This is boys’ ball.
- It is students’ playground.
- I have girls’ dresses.
- There are bottles’ caps.
- That is dogs’ cottage.

**Note:** The contracted form of (it is = it’s), (Jamal is = Jamal’s), (Khan was = Khan’s), (He has = He’s). If you are worried about the (’s), you must pay attention to the main verb.

\*\*\*

## Tag Questions

### ضمیمه یې سوالونه

We use tag questions for confirming our information or investigating.

موږ ضمیمه یې سوالونه د خپلو معلوماتو د تائیدولو او د تحقیق یا خپرلو لپاره کاروو.

Example:

If the main part of the sentence is positive, the tag part must be negative:

- You are a student, aren't you?
- They went to school, didn't they?
- She is a nurse, isn't she?

If the main part of the sentence is negative, the tag part must be positive:

- They are not Afghans, are they?
- He is not a teacher, is he?
- You are not dead, are you?

The tag part for (I am) is (aren't I), and for (I am not) is (am I):

- I am an author, aren't I?

## لسم ټولگی

- I am Afghan, aren't I?
- I am not a girl, am I?
- I am not your villager, am I?

\*\*\*

if the main verb of the sentence is in simple present tense, in the tag part, we use an appropriate helping verb according to the subject:

- I work hard, don't I?
- She goes to school, doesn't she?
- They study a lot, don't they?

If the main verb of the sentence is in simple past tense, in the tag part, we use the auxiliary verb (did):

- I went to school, didn't I?
- They spoke English, didn't they?
- She used a computer, didn't she?
- You studied Maktabi Grammar, didn't you?

If the sentence contains an auxiliary verb, it itself is repeated in the tag part:

- I will go on<sup>1</sup> this plan, won't I?
- You will not come to my home, will you?
  
- She has gone to Kabul, hasn't she?
- We have not been to United States, have we?
  
- I am reading a book, aren't I?

---

<sup>1</sup> Go on means continue.

## لسم ټولگي

## مکتبي گرامر

- I am not sitting with you, am I?
- It has been raining since morning, hasn't it?
- They have been working for two hours, haven't they?

\*\*\*

## Present Perfect Tense

## حال بشپړه زمانه

Present perfect tense is used to show an action which is started and completed at an unspecified time in the past.

حال بشپړه زمانه هغه کړنه بیانوي چې چې په تېر نا مشخص وخت کې پیل او پای ته رسېدلې وي.

Example:

- I have gone to Kabul.
- They have studied English.
- She has eaten dinner.
- We have slept a lot.
- Mohammad (PBUH<sup>1</sup>) has said, "Get education if it is in China."
- She has married.
- You have bought Maktabi Grammar.

Helping verbs are (Have & Has):

- I **have** learnt English.
- She **has** drunk green tea.

<sup>1</sup> PBUH = Peace Be Upon Him

**Note:** For more information about this tense, you can see the previous pages of Maktabi Grammar.

\*\*\*

## Article

### د تعريف توری

Article is used to specify a noun.

د تعريف توری د دې لپاره کارول کېږي چې یو نوم مشخص کړي.

Example:

**Indefinite articles** are used before unspecific nouns:

- I have bought **a** book.
- She has bought **an** egg.
- They have **a** car.
- She has **an** iron.
- We have **a** teacher.

**Definite article** is used before specific nouns:

- I studied **the** book this morning.
- She boiled **the** egg for her child today.
- They drove **the** car to market.
- She gave me **the** iron.
- The** teacher's name is Mohammad Bashir "Zafari"

Note: For more evidence<sup>1</sup>, you can see the previous pages of Maktabi Grammar!

\*\*\*

## Causative Passive voice

### د سببي فعلونو مجهوله بڼه

Causative passive voice is used for an action which is not performed by us, but we do it by someone else.

د سببي فعلونو مجهوله بڼه د دې لپاره کارول کېږي چې یوه کړنه زموږ له لوري نه ترسره کېږي بلکه موږ هغه د یو بل چا په ذریعه ترسره کوو.

Example:

Have something done:

- I will have my room painted.
- She has had her car fixed.
- They are going to have their home repaired next year.
- She had had her dress sewed when I saw it.
- I had my computer fixed yesterday.

Get something done:

- I will get my room painted.
- She has gotten her car fixed.
- They are going to get their home repaired next year.
- She had gotten her dress sewed when I saw it.
- I got my computer fixed yesterday.

---

<sup>1</sup> Evidence mean information

**Note:** For more info<sup>1</sup>, you can study more about causative verbs in advanced grammar!

\*\*\*

## Article + Adjective

### د تعريف توری + ستاینوم

Article + Adjective is possible to use for modifying a noun or pronouns.

د تعريف توری + ستاینوم احتمال لري چې د يو نوم يا نومخړی په اړه زیات معلومات وړاندي کولی

Example:

- Ahmad is **a** tall boy.
- Karim is **an** old man.
- She is **the** tallest girl in our village.
- He is **a** short boy.
- This is **a** new computer.
- You are **an** intelligent student.
- We are **the** fattest boys.

**Note:** First, you must have enough information about the (adjective & article) then you can study this.

<sup>1</sup> Info is contracted form of information.



\*\*\*

## Very and Too

### ډېر او زیات

Very and too are used before adjectives to emphasize or strengthen the adjective.

ډېر او زیات د صفتونو مخکې د دې لپاره کارول کېږي چې په صفت تاکید وکړي یا یې غښتلی کړي.

Example:

**Very:**

- Karim is very strong.
- Jamal is very tall.
- The wall of China is very long.
- The mountain is very big.
- The car is very new.
- The computer is very hard.
- The bike<sup>1</sup> is very expensive.

**Too:**

- Karim is too strong.
- Jamal is too tall.

### **Memorandum**

The 'too' has very negative meaning!

<sup>1</sup> Bike = motorcycle

## لسم ټولگي

- The wall of China is too long.
- The mountain is too big.
- The car is too new.
- The computer is too hard.
- The bike is too expensive.

## مکتبي گرامر

\*\*\*

## Direct Speech

## مستقيمي خبري

In direct speech, we narrate someone's exact words directly.

په مستقيمو خبرو کې مور د يو چا عيني خبرې په مستقيمه توگه بيانوو.

Example:

### Direct speech:

- Himat said, "I am Misal's brother."
- Himat said, "Am I Misal's brother?"
- President Ashraf Ghani said, "I want to unite all Afghans."
- Teacher said, "Do you do your homework!"

**Remember that direct speech is placed between quotation marks:**

- Kamal said, "I am an Afghan."
- Hakim said, "Maktabi Grammar is useful for every student."
- Hamida said, "I love you! I love you! I love you!"

**Note:** The tenses between quotation marks change their structures when we change the direct speech into indirect speech.

\*\*\*

## Indirect Speech

### غیري مستقیمي خبري

In indirect speech, we narrate someone's words in our own words.

په غیري مستقیمو خبرو کې موږ د یو چا خبري په خپلو خبرو کې بیانوو.

Example:

#### Direct speech:

- Wazir Mohammad said, "I am an engineer."
- Karim said, "You are from Ghazni."
- Hamid said, "Is Hakim my brother?"
- Himatullah said, "Nasibullah is not at school."

#### Indirect speech:

- Wazir Mohammad said that he was an engineer.
- Karim asked if I was from Ghazni.
- Hamid wanted to know whether Hakim was his brother.
- Himatullah told me that Nasibullah was not at school.

**Note:** More and more information about direct and indirect speech was discussed in previous pages. Turn the pages and enjoy them!

\*\*\*

## Rules for Changing Direct speech into Indirect

### د مستقیمو خبرو د بدلون قوانین و غیري مستقیمو خبرو ته

You can follow and use these rules for changing the direct speech into indirect speech.

کوم وخت چې تاسو مستقیمي خبرې په غیري مستقیمو خبرو بدلوی نو د دې څو قاعدو پلو ونیسئ.

Example:

#### Rules for direct speech:

A comma must be used after the main verb:

He said,

The narrated speech must be written between quotation marks:

He said, "I am Hamid, and he is Hakim."

The first letter of narrated sentence must be capitalized:

Himat said, "I was a student."

#### Rules for Indirect speech:

## لسم ټولگي

## مکتبي گرامر

The comma and quotation marks are omitted in indirect speech:

- He said that he was Hamid and he was Hakim.

To connect and join the main clause to the subordinating clause, the conjunction (that) is used:

- Karim said **that** he was a teacher.

The pronouns are changed according to the speaker and reporter:

- Himat said that he had been a student.

**Note:** Write more sentence about the direct and indirect speech in different tenses and change the adverbs of time<sup>1</sup> for each one.

\*\*\*

## Reported Speech with (Auxiliaries)

### نقل شوي خبرې په مرستندويانو سره

An easy and simple way to change question sentences of direct speech into indirect speech.

ډېره ساده او هواره لاره چې سوالیه جملې د مستقیمو خبرو په غیري مستقیمو خبرو بدلي کړو.

Example:

#### Direct speech:

- Nadim Ajnabi said, "Are you a student or a teacher?"  
 Jamil said, "Will he come on time?"  
 Khalid said, "Is he Israrullah?"  
 Ehsan said, "Did you write the Maktabi Grammar?"

#### Indirect speech:

- Nadim Ajnabi asked whether I was a student or a teacher.  
 Jamil told me if he would come on time.  
 Khalid wanted to know whether he was Israrullah.

<sup>1</sup> Adverbs of time show the happening time of an action.

- Ehsan asked if I had written Maktabi Grammar.

**Note:** If an auxiliary is used for asking a question, substitute<sup>1</sup> the auxiliary with (whether or if). There is no difference between (whether and if).

\*\*\*

## Reported Speech with (WH)

### نقلې خبرې په ډبلیو ایچ کلمو سره

Asking about something is a natural way; these questions can be used in both direct speech and in indirect speech.

د یو شي په اړه پوښتنه کول یوه طبیعي طریقہ ده نو دا پوښتنه هم په مستقیمو او په غیري مستقیمو خبرو کې کارول کېږي.

Example:

#### Direct speech:

- He said, "What is your name?"  
 She said, "Where are they from?"  
 They said, "What did she do for you?"

#### Indirect speech:

<sup>1</sup> Substitute mean replace or exchange

لسم ټولگي

- He asked what my name was.
- She wanted to know where they were from.
- They inquired what she had done for me.

\*\*\*

## Gerund as (subject, object, object of preposition)

### مصدرې نوم د (فاعل، مفعول، د اضافي توري د مفعول) په حيث

Gerund is very energetic; it performs three functions.

مصدرې نوم په خپل ځان کې ډېر غښتلی ځلېږي او هغه کولای شي چې درې دندې ترسره کړي.

Example:

#### As subject:

- Driving is cake walk<sup>1</sup>.
- Swimming is useful.
- Running is advantageous in the morning.
- Computing is very hard.
- Laughing is allowed.
- Sleeping is free.

<sup>1</sup> Cake walk means easy or tranquil

## اسم ټولګۍ

### As object:

- I like cooking.
- They love sleeping.
- She hates backbiting<sup>1</sup>.
- Halima knows drinking.

### As object of preposition:

- I hate of cooking.
- They hide from working.
- She goes to dancing.
- We come for learning.

**Note:** When gerund is used before noun, it purposes as an adjective. When it is used only, it functions as a noun.

\*\*\*

## Conjunction

### د ربط توری

Conjunction is a word which joins two words, two phrases and two sentences or clauses.

د ربط توری هغه کلمه ده چې دوی کلمې، دوه عبارتونه او دوی غونډلې یا فقرې سره نښلوي.

Example:

#### Two words:

- Ahmad and Karim
- Qayum and Sanallah
- Book and pen
- Cow and ox

#### Two Phrases:

---

<sup>1</sup> Backbiting means infighting or badmouthing



لسم ټولگي

- In the morning and in the evening
- At school and at office
- Behind the door and on the table
- Past the building and off the shop

Two sentences:

- I am a doctor, but you are a clerk.
- She is Hamida, or she is Jamila.
- You are affectionate<sup>1</sup>, and your brother is kind.

\*\*\*

## Present Perfect Continuous Tense

### حال بشپړه جاري زمانه

This tense is used to show an action which is started in the past and continued to the present; it may go on to the future.

دا زمانه هغه کړنه بيانوي چې په تېر وخت کې پيل او تر دې دمخه يې جريان کړی وي، دا کړنه کېدای شي راتلونکي وخت ته هم جريان پيدا کړي.

Example:

### Present Perfect Continuous Tense:

- It has been raining since 12:00 pm.
- They have been working for two hours here.
- She has been learning English since last winter.
- We (All Afghans) have been swimming in blood for forty years.

### Helping verbs: (has been, have been)

<sup>1</sup> Affectionate means loving or demonstrative.

- He has been running for an hour.
- You have been studying Maktabi Grammar for two months.

### Formula for Present Perfect Continuous Tense:

Positive:

- S + Have been/ Has been + V-ing + C +.
- She has been calling with Jamal for ten minutes.

Negative:

- S + Have/ Has + not + been + v-ing + C +.
- You have not been doing homework since last week.

Interrogative:

- Have/ Has + S + been + V-ing + C +?
- Have I been speaking English since 2001?

Negative Interrogative:

- Have/ Has + not + S + been + V-ing + C +?
- Hasn't she been using computer for two years?

\*\*\*

## Relative Pronouns

### نسبتي ضميرونه

Relative pronouns are used to join subordinate clause to the main clause.

نسبتي ضميرونه د دې لپاره کارول کېږي چې فرعي فقره په اصلي فقره پسې و نښلوي.

Example:

Relative pronouns (who, that, which whom, whose, where)

- Students **who** studied hard passed in the exam.
- The pen **that** is on the table is mine.
- The pen **which** is on the table is mine.
- The boy **whom** I gave an apple is orphan.
- The woman **whose** husband died is a doctor.
- The valley **where** wolves live is behind our village.

**Relative Pronouns for:**

- |                          |                    |         |
|--------------------------|--------------------|---------|
| <input type="checkbox"/> | For subject        | (who)   |
| <input type="checkbox"/> | For object         | (whom)  |
| <input type="checkbox"/> | For place          | (where) |
| <input type="checkbox"/> | For possession     | (whose) |
| <input type="checkbox"/> | For thing          | (which) |
| <input type="checkbox"/> | For person & thing | (that)  |

\*\*\*

## د لسم ٲولگي ٲاي

## Grade 11

- Giving Instruction
- Zero Conditional
- First Conditional
- Making Suggestion
- Gerund as Noun
- Who = Subject
- Whom = Object
- Active Voice
- Passive Voice
- Adjective Clause
- Noun Clause
- Taking out of (Who, Which, That)
- Used to + Be
- Used to + Have
- Used to + Verb
- Past Perfect Tense
- Had been for State
- Had been for Existence
- Second Conditional
- Present Perfect in Passive
- Reported Speech with (Modals)
- Coordinating Conjunctions

## Giving Instruction

### لارڻيونه ڪول

When we give instruction about something to someone, we can use imperative sentence.

ڪله چي موڊ يو چا ته د يو شي په اڙه لارڻيونه ڪوو موڊ له امريه جملي څخه ڪار اخلو.

*Example:*

- Turn the television off before you sleep.
- Keep a fire-extinguisher in your kitchen and office.
- Speak politely and calmly.
- Turn off the computer after you finish your work.
- Clean the table and chair.

\*\*\*

## Zero Conditional

### صفری شرطیه

In this conditional, the condition is in if part; the result of the condition is in the main part.

Both sentences are in simple present tense.

په دي شرطیه کې، حالت د « ايف » په برخه کې بيانېږي او نتېجه يې په اصلي برخه کې بيانېږي. دواړې غونډلې په حال ساده زمانه کې استعمالېږي.

*Example:*

- If it rains, you get wet.
- If they eat a lot, they become overweight.
- If she is from China, she is Chinese.
- They become in the pink<sup>1</sup> if they exercise.
- The water boils if we heat it.

\*\*\*

<sup>1</sup> In the pink = vigorous or healthy

## First Conditional

### لومړۍ شرطیه

We use the first conditional when the condition is in simple present, and the result is in simple future.

لومړۍ شرطیه هغه وخت کارولی شو چې حالت په ساده حال زمانه کې وي او پایله یا نتیجه یې په راتلونکې زمانه کې وي.

*Example:*

- If it rains, I will not come here.
- If you heat the water, I will not drink it.
- They will stay home if it starts storm.
- We will accept their invitations if they invite us.

\*\*\*

## Making suggestion

### وړاندیز کونه

When we suggest to someone about something, we can use (why don't ....?)

کله چې موږ یو چاته د یو شي په اړه وړاندیز کوو نو موږ له « وای ډونټ .....؟ » څخه استفاده کولی شو.

*Example:*

- Why don't we have an ice-cream?
- Why don't we take a computer class for this winter?
- Why don't we study English in HELLC<sup>1</sup>?
- Why don't we listen to the news of Lemar TV?
- Why don't we work for our Afghanistan?
- Why don't we inform the police from this matter?

\*\*\*

<sup>1</sup> HELLC means (Misal English Language Learning Center).

## Gerund as Noun

### مصدری نوم د نوم په حیث

When gerund is not used before noun, it purposes as noun.

کله چې مصدری نوم له نوم څخه مخکې استعمال نشي، هغه د نوم دنده ترسره کوي.

*Example:*

- Studying is useful.
- Driving is dangerous.
- Sleeping is a natural requisite.
- Eating and drinking are natural requirements.
- Laughing is ecstasy<sup>1</sup>.
- Raining is necessity.
- Skiing is a sport.

\*\*\*

## Who = Subject

### څوک = فاعل

When (who) is used in an adjective clause, it talks about the subject.

کوم وخت چې (څوک) په یوه صفتي فقره کې و کارول شي، هغه د فاعل په اړه خبرې کوي.

*Example:*

**Subject:**

- The **boy** helped a bird.

**Who = subject:**

- The boy **who** helped a bird is my brother.

\*\*\*

<sup>1</sup> Ecstasy = enjoyment or happiness

## Whom = Object

### ڇا ته = مفعول

When (whom) is used in an adjective clause, it talks about the object.

ڪله ڇي « ڇا ته » په صفتي فقره ڪي و ڪارول شي، هغه د مفعول په اڀه بحث ڪوي.

*Example:*

**Object:**

- I gave an apple to **Hamida**.

**Whom = Object:**

- The girl *whom* I gave an apple is Hamida.

\*\*\*

## Active Voice

### معلومه زمانه

In active voice, the subject of the sentence does the action.

په معلومه زمانه ڪي د جملي فاعل ڪار ترسره ڪوي.

*Example:*

- Karim drives a car.
- Hamid is studying a book.
- Misal has typed Maktabi Grammar.
- Cat eats mice.
- Cat kills the snake.
- Bird makes a nest.
- Teacher teaches English.

\*\*\*



## Passive Voice

### مجهوله زمانه

In passive voice, the subject of the sentence is unknown, or we do not want to mention the subject. Or sometimes, the subject of the sentence is not important than the object.

په مجهوله زمانه کې د جملې فاعل نامعلوم وي، يا موږ نه غواړو چې د فاعل يادونه وکړو. يا ځيني وختونه د غوندلې فاعل تر مفعول مهم نه وي.

#### Example:

- A car is driven.
- A book is being studied.
- Maktabi Grammar has been typed.
- A mouse is eaten.
- The snake is killed.
- A nest is made.
- English is taught.

If we want to know the doer of the action, we use (**by + doer's name**) at the end of the verb.

- A car is driven **by Karim**.
- A book is being studied **by Hamid**.
- Maktabi Grammar has been typed **by Misal**.
- A mouse is eaten **by cat**.
- The snake is killed **by cat**.
- A nest is made **by bird**.
- English is taught **by teacher**.

\*\*\*

## Adjective Clause

### صفتي فقره

Adjective clause is used to give more information regarding the noun or pronoun.

صفتي فقره د دې لپاره کارول کېږي چې د نوم يا نومخري په اړه زيات معلومات ورکړي.

*Example:*

- Students **who are twenty years old** are lovely.
- Kabul, **where Pashto & Dari are spoken**, is the capital of Afghanistan.
- Books **that belong to you** are on the table.
- Pens **which are red-colored and black-colored** are expensive.

**Note:** Adjective clause has two kinds (defining adjective<sup>1</sup> and non-defining adjective<sup>2</sup>).

\*\*\*

## Noun Clause

### اسمي فقره

Noun clause is a group of words that functions as a noun in a sentence.

اسمي فقره د کلمو يوه ټولگه چې په غونډله کې د نوم دنده ترسره کوي.

*Example:*

- What he said** is clear.
- I know **what you did**.
- When he sleeps** is not important.
- They agree **what he wanted**.
- I hate of **what she has done**.

\*\*\*

<sup>1</sup> Defining adjective clause supply necessary information about the noun and commas are not used around it.

<sup>2</sup> Non-defining adjective clause is used to supply more and extra information regarding the nouns; it is surrounded between commas.

## Taking out of (what, which, that)

### د (څوک، کوم، هغه) ليري کېدنه

Sometimes, we can remove the clause markers from an adjective clause.

ځينې وختونه موږ کولای شو چې د صفتي فقرې څخه فقره پېژندونې لرې کړو.

*Example:*

The student **who can speak Pashto and Dari** is my country cousin<sup>1</sup>.

- The student **speaking Pashto and Dari** is my country cousin.

The car **which looks new** is yours.

- The car **looking new** is yours.

\*\*\*

## Used to + Be

### يوزد تو + بي

We can use (used to + be) for existence and state of something in the past.

موږ کولای شو چې « يوزد تو + بي » په تېر وخت کې د يوشې د حالت يا شتون لپاره وکاروو.

*Example:*

**Existence:**

- I used to be in rural community, but I am in city now.  
 They used to be in warm area, but they are in cold area now.

**State:**

- She used to be happy, but, now, she is ill-fated<sup>2</sup>.  
 We used to be fat, but we are thin now.

\*\*\*

<sup>1</sup> Country cousin = village

<sup>2</sup> Ill-fated means sad or unhappy

## Used to + Have

### يوزډ تيو + لرل

We can use (used to + have) for possession of the past time.

موږ کولای شو چې «يوزډ تيو + لرل» د تېر وخت د ملکیت لپاره وکاروو.

*Example:*

- I used to have long hair, but I don't have it now.
- She used to have new clothes, but she doesn't have them now.
- They used to have more friends, but, now, they have no friends.

\*\*\*

## Used to + Verb

### يوزډ تيو + فعل

We can use (used to + verb) for an action that we have did it habitually in the past but not now.

موږ کولای شو چې «يوزډ تيو + فعل» د هغه عمل لپاره وکاروو چې موږ به په تېر وخت کې په عادتې توگه ترسره کول خو اوس يې نه کوو.

*Example:*

- I used to speak aloud.
- They used wear traditional clothes.
- She used to wake up early in the morning.
- He used to backbite all the time.
- I used to use my computer at midnight.
- Himat used to wear white colored shirts.
- Hakim and Nasib used to drive fast their cars.

\*\*\*

## Past Perfect Tense

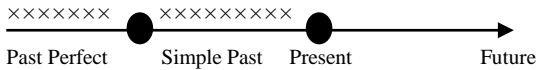
### تېره بشپړه زمانه

Past perfect tense is used to show an action which is started and completed before another action in the past.

تېره بشپړه زمانه هغه کړنه بيانوي چې تر بلې کړنې مخکې پيل او پای ته رسېدلې وي.

*Example:*

#### Past Perfect Tense:



- I had eaten when you came there.
- They had driven before I saw him.
- She had gone to Kabul when I arrived to his home.
- You had learnt English when I wanted to begin it.
- She had worn her new clothes when they saw her.
- We had had lunch when he arrived.

\*\*\*

## Had been for state

### هد بېن د حال لپاره

We can use (had been) for state which we had before an action in the past.

موږ کولای شو چې « هد بېن » د هغه حالت لپاره و کاروو چې موږ د يوې بلې کړنې څخه مخکې درلود.

*Example:*

#### Had been for state:

- I had been sick when you came there.
- They had been blissful<sup>1</sup> when we arrived there.
- She had been healthy when he married her.
- You had been lucky before you had an accident.

\*\*\*

<sup>1</sup> Blissful means happy or pleased

## Had been for Existence

### هلې بين د شتون لپاره

We can use (had been) for existence where we were before an action in the past.

موږ کولای شو چې « هلې بين » د هغه شتون لپاره و کاروو چېرې چې موږ د يوې کړنې څخه مخکې قرار درلود.

*Example:*

#### Had been for existence:

- I had been in Ghazni before I moved to Paktika.
- They had been in Afghanistan when they lost their feet and one hand.
- You had been in Kandahar when you went to Herat.
- She had been at her father's home before she went to her father's-in-law home.

\*\*\*

## Second Conditional

### دويمه شرطيه

We use second conditional when the condition is in simple past and the result is in (S + would + verb).

موږ دويمه شرطيه د دې لپاره کاروو چې حالت په ساده تېره زمانه کې وي او پایله يې په « فاعل + ووډ + فعل » کې وي.

*Example:*

#### Second Conditional:

- If I had money, I would buy a car.
- If I went to Kabul, I would meet my friends.
- If I won the match, I would be very happy.
- If I became rich, I would marry her.
- If my father satisfied, she would marry me.
- If they saw me there, they would sarcasm<sup>1</sup> me all the time.

\*\*\*

<sup>1</sup> Sarcasm means irony or mockery

## Past Perfect Tense in Passive

### تېره بشپړه زمانه په مجهوله زمانه کې

In past perfect tense, the subject of active becomes the object of the passive, and the object of the active becomes the subject of the passive.

په تېره بشپړه زمانه کې د معلومې زمانې فاعل د مجهولې زمانې مفعول جوړېږي او د معلومې زمانې مفعول د مجهولې زمانې فاعل جوړېږي.

#### Example:

##### Past Perfect in Active:

- I had eaten the fish when he came there.
- They had fixed a car before we saw them.
- She had killed a snake when he arrived there.
- I had bought a computer before July.

##### Past Perfect in Passive:

- The fish had been eaten when he came there.
- A car had been fixed before we saw them.
- A snake had been killed when he arrived there.
- A computer had been bought before July.

##### Using of (by) to know who the doer of the action is:

- The fish had been eaten by me when he came there.
- A car had been fixed by them before we saw them.
- A snake had been killed by her when he arrived there.
- A computer had been bought by me before July.

\*\*\*

## Reported Speech with (Modals)

### نقلي خبري په نمونه يي فعلونه سره

When we have modal verbs in direct speech, by changing the direct speech into indirect speech, the modal verbs change their form.

کله چې موږ په مستقيم خبرو کې نمونه يي فعلونه ولرو، په دې حال کې نمونه يي فعلونه هم بدلون مومي چې موږ مستقيمي خبرې په غيري مستقيم خبرو بدلوو.

#### Example:

#### Direct speech:

- He said, "I can lift this stone."
- She said, "I may eat five apples at once<sup>1</sup>."
- They said, "We must drink coffee."
- We said, "We should buy the new car."
- He said, "I ought to wear new shirt for the party."

| Direct   | Indirect |
|----------|----------|
| Can      | Could    |
| May      | Might    |
| Must     | Had to   |
| Should   | Should   |
| Ought to | Ought to |

#### Indirect speech:

- He said that he could lift that stone.
- She said that she might eat five apples.
- They said that they had to drink coffee.
- We said that we should buy the new car.
- He said that he ought to wear new shirt for the party.

\*\*\*

<sup>1</sup> At once means simultaneously or at the same time



## Coordinating Conjunctions

### همغري د ربط توري

Coordinating conjunctions are used to connect sentences. They are also called (Fanboys).

همغري د ربط توري د دي لپاره کارول کېږي چې دوي جملې سره و نښلوي. دوي د « فن بوايز » په نوم هم يادېږي.

*Example:*

### COORDINATING CONJUNCTIONS

| Phrase | Conjunction | Function                          | Example   |
|--------|-------------|-----------------------------------|---|
| F      | For         | Connects a reason to a result.    | I am tired, <b>for</b> I worked hard.                                       |
| A      | And         | Connects equal similar ideas.     | Nasib is a student, <b>and</b> he likes to have good position in the class. |
| N      | Nor         | Connects two negative sentences.  | I don't like winter, <b>nor</b> do I like cold weather.                     |
| B      | But         | Connects equal different ideas.   | She likes to sleep early, <b>but</b> she doesn't like to wake early.        |
| O      | Or          | Connects two equal choices.       | You can study English, <b>or</b> you can study Arabic.                      |
| Y      | Yet         | Connects equal contrasting ideas. | I studied grammar, <b>yet</b> I don't know what the clause is.              |
| S      | So          | Connects a result to a reason.    | I studied English, <b>so</b> I can speak English.                           |

\*\*\*

## د يوولسم ٽولگي پای

## Grade 12

- Helping Verb
- Main Verb
- Be as Main Verb
- Be as Helping Verb
- Be Needs Helping Verb
- Do as Main Verb
- Do as Helping Verb
- Have as Main Verb
- Have as Helping Verb
- Creation of Yes/ No Question
- Preposition at the end
- Subject Question
- Tag Question
- Past Continuous Tense in Active
- Past Continuous Tense in Passive
- Indefinite Articles
- Definite Articles
- Question in Question
- Present Perfect Tense (since, for)
- Present Perfect Continuous Tense
- Present Perfect Tense in Passive
- Simple Past Tense in Active
- Simple Past Tense in Passive
- Past Perfect in Active
- Past Perfect in Passive
- Using of Commas in Relative Clause
- Transitive Verbs
- Intransitive Verbs
- While & When
- Some in Question
- Third Conditional
- Countable Nouns
- Uncountable Nouns

## Helping Verbs

### Helping Verbs

Helping verbs are used to help the main verbs in forming and creating of the tense.

### کومکي افعال

کومکي فعلونه د دې لپاره کارول کېږي چې د اصلي فعلونو سره د زمانو په جوړښت او تشکیل کې مرسته وکړي.

#### EXAMPLE:

- |                          |                             |         |
|--------------------------|-----------------------------|---------|
| <input type="checkbox"/> | I am writing a letter.      | (am)    |
| <input type="checkbox"/> | She is running on the road. | (is)    |
| <input type="checkbox"/> | They are speaking now.      | (are)   |
| <input type="checkbox"/> | We did not go there.        | (did)   |
| <input type="checkbox"/> | I do not know him.          | (do)    |
| <input type="checkbox"/> | She does not speak Dari.    | (does)  |
| <input type="checkbox"/> | You will study English.     | (will)  |
| <input type="checkbox"/> | We shall eat it.            | (shall) |
| <input type="checkbox"/> | They have gone to Moqur.    | (have)  |
| <input type="checkbox"/> | Has she invited him?        | (has)   |
| <input type="checkbox"/> | I had learnt English.       | (had)   |

**Note:** Each tense has special helping verbs!

\*\*\*

# Main Verbs

## Main Verbs

Main verbs are used to show the action which is produced by the subject of the sentence.

## اصلي افعال

اصلي افعال مور ته هغه كړنه بيانوي چې د غونډلې د فاعل له لوري ترسره كېږي.

### EXAMPLE:

- |                          |                             |          |
|--------------------------|-----------------------------|----------|
| <input type="checkbox"/> | I am writing a letter.      | (write)  |
| <input type="checkbox"/> | She is running on the road. | (run)    |
| <input type="checkbox"/> | They are speaking now.      | (speak)  |
| <input type="checkbox"/> | We did not go there.        | (go)     |
| <input type="checkbox"/> | I do not know him.          | (know)   |
| <input type="checkbox"/> | She does not speak Dari.    | (speak)  |
| <input type="checkbox"/> | You will study English.     | (study)  |
| <input type="checkbox"/> | We shall eat it.            | (eat)    |
| <input type="checkbox"/> | They have gone to Moqur.    | (go)     |
| <input type="checkbox"/> | Has she invited him?        | (invite) |
| <input type="checkbox"/> | I had learnt English.       | (learn)  |

**Note:** Main verbs are created according to the formula of each tense!

\*\*\*

## Be as Main Verb

### Be as Main Verb

When be (is, am, are, was, were, be, been) is main verb, it shows state or existence of something.

### بې د اصلي فعل په حیث

کله چې بې د اصلي فعل په صفت وکارول شي، هغه د یو څیز حالت یا شتون راته په گوته کوي.

### EXAMPLE:

#### State:

- I **am** happy.
- You **are** sad.
- They **were** teachers.
- He has **been** a diver.
- They had **been** nurses.
- You will **be** a profound person.
- They will **be** vigorous<sup>1</sup>.

#### Existence:

- I **am** in Afghanistan.
- They **are** at school.
- She **is** at office.
- We **are** in the class.
- She **is** in Nawruzi.

\*\*\*

<sup>1</sup> Vigorous means healthy or fit

## Be as Helping Verbs

### Be as Helping Verbs

When the verb (Be) is used in a sentence that contains another verb, too. This time, it is the helping verb of that tense.

### بې د کومکي افعالو په حیث

کله چې « بې » فعل په یوه غونډله کې وکارول شي او هغه غونډله د یو بل فعل لرونکي هم وي. په دې صورت کې « بې » د هغې زمانې کومکي فعل بلل کېږي.

### EXAMPLE:

- You **are** reading Maktabi Grammar right now.
- They **were** going to buy a Maktabi Grammar yesterday.
- I **was** preparing Maktabi Grammar for my much-loved<sup>1</sup> Afghans.
- He **is** bargaining with Gulab Shah for the buying of Maktabi Grammar.
- She **is** studying Maktabi Grammar tonight.

**Note:** Be verbs are **bolded** in above illustrations<sup>2</sup>.

\*\*\*

<sup>1</sup> Much-loved means dear or beloved

<sup>2</sup> Illustration means example or instance

## Be Needs Helping Verbs

### Be Needs Helping Verbs

Sometimes, the verb (be) needs a helping verb in future and perfect tenses.

### «بې» کومکي فعلونو ته اړده

ځيني وختونه د «بې» فعل په راځي او بشپړو (مکملو) زمانو کې مرستندويه فعل ته اړتيا لري.

### EXAMPLE:

- You **will** be a coach<sup>1</sup> a day.
- They **will have** been a clown<sup>2</sup> before you come.
- I **have** been a teacher for one year.
- She **has** been a mother since 2017.
- He **had** been a doctor before I met him in England.
- You **have** been a student since you started school.
- They **have** been doctors since they graduated of medical university.
- Abdul Qayum **has** been a student at Malay Medical University for three years.

**Note:** In above patterns, the **bolded** ones are helping verbs for (Be).

\*\*\*

<sup>1</sup> Coach means trainer or instructor

<sup>2</sup> Clown means joker or entertainer

## Do as Main Verb

### Do as Main Verbs

When (do) is not used in simple present tense, it is main verb of the tense.

### دو د اصلي فعل په حيث

کله چې « دو » په ساده زمانه کې د مرستندويه فعل په حيث و نه کارول شي، نو بيا هغه د زماني اصلي فعل کېږي.

### EXAMPLE:

- I **do** my homework every day.
- They **did** their homework yesterday very well.
- Tomorrow, you will **do** your homework.
- Afghans **do** circle-dance<sup>1</sup> during a ceremony.
- She **does** work in her garden.
- I **do** my best to have many achievements<sup>2</sup> in forthcoming time.
- She has done her homework correctly and suitably.

\*\*\*

<sup>1</sup> Circle-dance mean Atan, which is done in circle method

<sup>2</sup> Achievement mean accomplishment or success



## Do as Helping Verb

### Do as Helping Verb

When (do) is used in simple present tense's negative, question, and negative question sentences, it functions as helping verb.

### «ډو» د کومکي فعل په حيث

کوم وخت چې «ډو» د ساده حال زمانې په منفي، سوالیه او منفي سوالیه جملو کې کار شي، په دې صورت کې هغه د مرستندويه (کومکي) فعل دنده اجرا کوي.

### EXAMPLE:

- I **do** not study English.
- They **do** not create the pillars of war in Afghanistan.
- She **does** not want to sleep in the morning.
- Do** you wake up early or late in the morning?
- Does** she like to eat vegetables?
- Don**'t<sup>1</sup> you come from Afghanistan?
- Doesn**'t<sup>2</sup> he drink cold and icy water?
- Do** you do your homework every day?
- Does** your father's friend come to your home?
- Do** your sisters study or sew the clothes?
- Do** you know how to mend a hole in your clothes?

\*\*\*

<sup>1</sup> Don't is the shortened form of (do not).

<sup>2</sup> Doesn't is the contracted form of (does not).

## Have as Main Verb

### Have as Main Verb

When (have) is used as main verb, it shows stuff and possession.

### « هب » د اصلي فعل په حيث

کله چې « هب » د اصلي فعل په ځای کارول کېږي، په دې وخت کې هغه ملکیت او شتمني نښي.

### EXAMPLE:

- I **have** a book.
- You **have** Maktabi Grammar.
- They **have** brother.
- She **has** husband.
- You **have** a girlfriend.
- We **have** Afghanistan.
- They will **have** cold.
- She will **have** a child.
- I **had** a computer.
- You **had** a pen.
- He has **had** a car for one year.
- They have **had** a pen since preceding<sup>1</sup> month.
- You had **had** problem in Grammar before you found Maktabi Grammar.
- She had **had** cold and nausea<sup>2</sup> when she went to a knowledgeable<sup>3</sup> doctor.

**Note:** In above cases, the **bolded** ones show possession or ownership.

\*\*\*

<sup>1</sup> Preceding means last or previous.

<sup>2</sup> Nausea means biliousness or vomiting.

<sup>3</sup> Knowledgeable means skillful or expert.

## Creation of Yes/ No Questions

### Creation of Yes/ No Questions

When we ask by the support of auxiliary verbs, we have to answer by (yes/ no questions).

### د هو/ نه سوالونه تخليق

کله چې موږ په کومکي فعلونو سره پوښتنه کوو، موږ اړ یو چې په «هو/ نه» سره ځواب ورکړو.

### EXAMPLE:

- |  |   |
|--|---|
| <input type="checkbox"/> Are you running now?                  | Yes, I am. (I am running now.)              |
| <input type="checkbox"/> Is she cooking now?                   | No, she is not. (She is not cooking now.)   |
| <input type="checkbox"/> Do you learn English?                 | Yes, I do. (I learn English.)               |
| <input type="checkbox"/> Can you help me?                      | No, I cannot. (I cannot help you.)          |
| <input type="checkbox"/> Will you do it?                       | Yes, I will. (I will do it.)                |
| <input type="checkbox"/> Have you been to Kabul?               | No, I have not. (I have not been to Kabul.) |
| <input type="checkbox"/> Is a cat killing mice <sup>1</sup> ?  | Yes, it is. (A cat is killing mice.)        |
| <input type="checkbox"/> Are you searching lice <sup>2</sup> ? | No, I am not. (I am not searching lice.)    |

\*\*\*

<sup>1</sup> Mice is plural of mouse.

<sup>2</sup> Lice is the plural of louse.

## Preposition at the end

### Preposition at the end

Sometimes, a preposition can be used at the end of the verb, noun or pronoun to ask as regards something.

### د اضافت توری په پای کې

ځینې وختونه د اضافت توری د دې لپاره د فعل، نوم، یا ضمیر په آخر کې کارول کېږي، چې د یو شي په اړه پوښتنه وکړي.

### EXAMPLE:

- Who is she talking **to**?
- Who are they going **with**?
- Who is he working **for**?
- Who are we hiding **from**?
- Who is he **with**?
- What is she **for**?
- What is computer **for**?
- Who is Nasib **with**?
- Where does this bridge lead **to**?

She is talking to Himat.  
 They are going with their father.  
 He is working for his boss.  
 We are hiding from adversaries<sup>1</sup>.  
 He is with my teacher.  
 She is for cooking.  
 Computer is for calculation.  
 Nasib is with Himatullah.  
 It leads to that bank of the river.

**Note:** On the right, the **bolded** ones are prepositions at the end.

\*\*\*

<sup>1</sup> Adversary means foe or enemy

## Subject Question

### Subject Question

When we use a question word in lieu of subject, it itself creates subject question.

### فاعلي سوال

کله چې مور یوه پوښتونکې کلمه د فاعل په ځای استعمال کړو، نو همدا کلمه پخپله فاعلي سوال جوړوي.

### EXAMPLE:

- What** are animals?
- Who** are coming?
- What** are destroying?

**Dogs** and **cats** are animals.  
**Nasib** and **Himat** are coming?  
**Houses** are destroying.

\*\*\*

## Tag Questions

### Tag Questions

Tag questions are used to ask as regards confirming and investigating of the information.

### ضميمي سوالونه

دا سوالونه د دې لپاره کارول کېږي چې موږ د معلوماتو د تائيد او خپرلو په اړه پوښتنه کوو.

### EXAMPLE:

- You are a student, **aren't you?**
- They learn English, **don't they?**
- He will come tomorrow, **won't he?**
- She married to Karim, **didn't she?**
- He has been to Paktika, **hasn't he?**
- You have bought Maktabi Grammar, **haven't you?**
- I, Misal, am still a student, **aren't I?**
- I am not a teacher, **am I?**

**Note:** For more figures<sup>1</sup>, you can see (grade 10)!

\*\*\*

<sup>1</sup> Figures = information or statistics.

## Past Continuous Tense in Active

### Past Continuous Tense in Active

When this tense is used to in (active), the subject of the sentence does or perform the action.

### تېره معلومه جاري زمانه

تېره معلومه جاري زمانه هغه ده چې په هغې کې د جملې فاعل يوه کړنه سرته رسوي.

### EXAMPLE:

- |                          |                            |                          |
|--------------------------|----------------------------|--------------------------|
| <input type="checkbox"/> | He was reading a book.     | (He does the action.)    |
| <input type="checkbox"/> | I was speaking English.    | (I does the action.)     |
| <input type="checkbox"/> | You were using a computer. | (You do the action.)     |
| <input type="checkbox"/> | He was drinking coffee.    | (He does the action.)    |
| <input type="checkbox"/> | Farid was killing a snake. | (Farid does the action.) |
| <input type="checkbox"/> | Jamal was cooking dinner.  | (Jamal does the action.) |

**Note:** In above sentences, the subjects do the action.

\*\*\*

## Past Continuous Tense in Passive

### Past Continuous Tense in Passive

In past continuous tense of passive, the subject receives an action; the subject of active becomes the object of passive, and the object of active becomes the subject of passive.

### تېره مجهوله جاري زمانه

په تېره مجهوله جاري زمانه کې د معلومې زمانې د جملې فاعل د مجهولې زمانې مفعول جوړېږي او د معلومې زمانې د جملې مفعول د مجهولې زمانې فاعل جوړېږي.

### EXAMPLE:

#### Past Continuous Tense in Active:

- I was reading a book.
- You were buying Maktabi Grammar.
- She was killing a snake.
- A cat was killing a mouse.

**Note:** In above sentences, the subjects do the actions.

#### Past Continuous Tense in Passive:

- A book was being read **by me**.
- Maktabi Grammar was being bought **by you**.
- A snake was being killed **by her**.
- A mouse was being killed **by a cat**.

**Note:** In above sentences, the subjects receive the actions.

\*\*\*



## Indefinite Articles

### Indefinite Articles

Indefinite articles are used to point toward unknown things. They are used before singular nouns.

### نامعلوم د تعريف توري

نامعلوم د تعريف توري د دې لپاره کارول کېږي چې نامعلومو شيانو ته اشاره وکړي. دوه دانې نامعلوم د تعريف توري شتون لري.

### EXAMPLE:

((**an**)) is used before nouns beginning with a consonant letter, and the noun must be singular.

- This is **a** book.
- That is **a** computer.
- This is **a** pen.
- That is **a** radio.
- This is **a** boy.

((**an**)) is used before nouns beginning with vowel letters, and the noun must be singular.

- This is **an** orange.
- This is **an** iron.
- This is **an** egg.
- This is **an** army.
- This is **an** Uzbek.

\*\*\*

## Definite Article

### Definite Article

Definite article is used before known nouns. It is used before both singular and plural nouns.

### معلوم د تعريف توری

معلوم د تعريف توری د معلومو نومونو مخکې کارول کېږي. هغه هم د شمېرونکو او هم د نه شمېرونکو نومونو مخکې کارول کېږي.

### EXAMPLE:

((the)) is the only definite article in English language which is used according to the above information.

- This is **the** book.
- This is **the** pen.
- This is **the** pencil.
- That is **the** chair.
- That is **the** man.

**Note:** The following text can help you effortlessly:

Father! **A** man came here. He gave me **an** ice-cream. He had **a** wand. There was **a** boy with him. Look here! This is **the** ice-cream. That is print of **the** wand over there. That is **the** man who is coming toward us. **The** boy is not with him now!

\*\*\*

## Question in Question

### Question in Question

When one question is embedded in another one, this is called question in question.

### سوال په سوال کې

کله چې یو سوال په بل سوال کې ننوتلی وي، دې ته سوال په سوال کې ویل کېږي.

### EXAMPLE:

- Do you know where Ahmad is?**
- Can you tell me what happened?**
- Do you know who my father is?**
- Could you tell me where this bridge leads to?**
- Do you know what will happen tomorrow?**

**Note:** Pay attention to the **bolded** and underlined ones on one occasion<sup>1</sup>.

\*\*\*

<sup>1</sup> On one occasion means once or one time!

## Present Perfect Tense (since, for)

### Present Perfect tense (since, for)

When (since or for) is used in present perfect tense, it shows an action which started in the past and continued to the present.

### « راهیسی، لپاره » په بشپړه زمانه کې

کوم وخت چې « راهیسی یا لپاره » په بشپړه زمانه کې وکارول شي، هغه یو داسې کړنه راته بیانوي چې په تېر وخت کې پیل او تر اوسه پورې یې جریان کړی وي.

### EXAMPLE:

((For)) is used to show the period of time of an action:

- I have been in Kabul **for** ten years.
- You have been in Afghanistan **for** nine months.
- They have been to England **for** 18 years.

((Since)) is used to show the starting point of an action:

- I have been in Kabul **since** 2008.
- You have been in Afghanistan **since** last month.
- They have been to England **since** 2000.

\*\*\*

# Present Perfect Continuous Tense

## Present Perfect Continuous Tense

Present perfect continuous tense is used to show an action which is started in past and continued to the present; it may continue to the future.

## حال بشپړه جاري زمانه

حال بشپړه جاري زمانه هغه کړنه بیانوي چې په تېر وخت کې پیل او تر اوسه پورې یې دوام کړی وي؛ کېدای شي چې دا کړنه راتلونکي او راځي وخت ته هم دوام وکړي.

### EXAMPLE:

#### Formula:

#### Positive:

- S + have been / has been + V-ing + C +.
- I have been going to school for an hour.

#### Negative:

- S + have not been / has not been + V-ing + C +.
- She has not been working in the garden since morning.

#### Interrogative:

- Have / Has + S + been + V-ing + C +?
- Have they been doing their homework since I left this place?

#### Negative Interrogative:

- Have not / Has not + been + S + V-ing + C +?
- Hasn't she been reciting Holy Qur'an for two hours?

Haven't = have not

Hasn't = has not

I've = I have

You've = you have

They've = they have

We've = we have

He's = he has

She's = she has

It's = it has

\*\*\*

## Present Perfect Tense in Passive

### Present Perfect Tense in Passive

When this tense is used in passive, the subject of the sentence receives an action.

### حال بشپړه مجهوله زمانه

کله چې حال بشپړه زمانه مجهوله وي، په دې صورت کې فاعل د جملې د عمل نیوونکی وي.

### EXAMPLE:

#### In Active:

- I have studied English.
- He has eaten an apple.
- We have used a computer.
- Mohibullah "Misal" has written Maktabi Grammar.

#### In Passive:

- English has been studied by me.
- An apple has been eaten by him.
- A computer has been used by us.
- Maktabi Grammar has been written by Mohibullah "Misal".

**Note:** For more information, regarding active and passive, you can study English tenses!

\*\*\*

## Simple Past Tense in Active

### Simple Past Tense in Active

When simple past tense is used in active the subject does an action.

### ساده معلومه تېره زمانه

کوم وخت چې ساده معلومه تېره زمانه وي،  
په دې صورت کې د جملې فاعل يوه کړنه  
سرته رسوي.

### EXAMPLE:

- I ate an apple.
- They drove a car.
- She used a computer.
- The eagle killed a pigeon.
- The teacher taught English.
- Misal wrote this grammar.
- You bought this grammar.
- The storekeeper sold this grammar.
- Someone designed this grammar.
- The ant dragged<sup>1</sup> an ant.

**Note:** In prior<sup>2</sup> pages, you can see more about grammar.

\*\*\*

<sup>1</sup> Drag means pull or tow.

<sup>2</sup> Prior means previous or aforementioned.

## Simple Past Tense in Passive

### Simple Past Tense in Passive

In passive, the subject receives an action, and the object of active becomes subject of the passive.

### ساده مجهوله تیره زمانه

په مجهوله زمانه کې د جملې فاعل د کړنې نيوونکی وي او د ساده معلومې زمانې مفعول د مجهولي زمانې فاعل جوړېږي.

### EXAMPLE:

- An apple was eaten by me.
- A book was written by him.
- A book was bought by you.
- A girl was incapacitated<sup>1</sup> by you.
- A man was killed by thieves<sup>2</sup>.
- A cat was killed by dog.
- A car was driven by her.
- A page was torn by them.
- Ten eggs were broken by us.

\*\*\*

<sup>1</sup> Incapacitated means injured, bruised or wounded.

<sup>2</sup> Thieves mean burglars, robbers or housebreakers.



## Past Perfect in Active

### Past Perfect in Active

When it is used in active, the subject does the action.

### تېره معلومه بشپړه زمانه

کله چې تېره بشپړه زمانه معلومه وي، په هغې کې فاعل کار ترسره کوي.

### EXAMPLE:

- I had eaten an apple when he came.
- She had drunk an energy before I arrived there.
- They had spoken English when we started Pashto.
- Ahmad had boiled water.
- Karim had painted a room.
- Mechanic had fixed my car when I returned to him workshop.

\*\*\*

## Past Perfect in Passive

### Past Perfect in Passive

The subject of active becomes the object of passive; the object of active becomes the subject of passive.

### تېره بشپړه مجهوله زمانه

د معلومې زمانې فاعل د مجهولې زمانې  
مفعول او د معلومې زمانې مفعول د  
مجهولې زمانې فاعل جوړېږي.

### EXAMPLE:

- I had been hit by them.
- They had been taught by their teacher.
- Books had been written by authors before we saw them.
- Children had been trained by a tutor<sup>1</sup> when I came there.
- Trees had been grown by farmers before we wanted to grow them.
- She had been injured by someone when the police arrived.
- Afghanistan had been ruined before American forces arrived here.
- Computer had been used when I turned it on.

\*\*\*

<sup>1</sup> Tutor means don, coach or trainer.

## Commas in Relative Clause

### Commas in Relative Clause

When we have defining relative clause, commas are not used. When we have non-defining relative clause, commas are used.

### کامې په نسبتي فقره کې

کله چې موږ مشخصه نسبتې فقره ولرو،  
موږ نشو کولای چې کامې ورسره وکاروو.  
کله چې موږ نامشخصه نسبتې فقره ولرو،  
په دې صورت کې موږ کامې کاروو.

### EXAMPLE:

#### Defining Relative Clause<sup>1</sup>:

- Student **who is from Ghazni** is his brother.
- The car **which has black color** is mine.
- The cat **that has long tail** is always sleepy.
- The man **that is over there** is our English teacher.

#### Non-defining Relative Clause<sup>2</sup>:

- Karim, **who is from Ghazni**, is his brother.
- Ahmad's car, **which has black color**, is here.

\*\*\*

<sup>1</sup> Defining relative clause gives necessary information about noun.

<sup>2</sup> Non-defining relative clause provides superfluous information about noun.

## Transitive Verbs

### Transitive Verbs

Transitive verb always needs object.

### متعدي فعل

متعدي فعل هغه دی چې مفعول ته ضرورت لري.

### EXAMPLE:

- I eat apple. (apple is the object of eat)
- They drink tea. (tea is the object of drink)
- I use computer. (computer is the object of use)
- She cooks dinner. (dinner is the object of cook)
- He watches TV. (TV is the object of watch)
- They write a letter. (letter is the object of write)

\*\*\*

## Intransitive Verbs

### Intransitive Verbs

Intransitive verb does not take an object at end.

### لازمي فعلونه

لازمي فعل هغه دی چې مفعول ته اړتیا نه لري.

### EXAMPLE:

- Sun is shining.
- Wind is blowing.
- He is coming.
- They are going.
- We are sleeping.

**Note:** Transitive verbs can be intransitive too.

- I am eating a lot.
- You are drinking much.

\*\*\*

## While & When

### While & When

**While** is used with past continuous tense; **when** is used with simple past tense.

### کله چې او څه وخت

کله چې د تېرې جاري زمانې سره کارول کېږي؛ څه وخت د ساده تېرې زمانې سره کارول کېږي.

### EXAMPLE:

#### While:

- I went to school **while** you were working.
- She saw an egg **while** she was eating.
- While** they were going, they saw a lion.
- While** she was running, she knocked out.

#### When:

- I was speaking **when** he came.
- When** they shouted, I was dancing.
- They were cheating **when** the teacher saw them.
- When** she came, he was drinking champagne.

\*\*\*

## Some in Question

### Some in Question

When we expect the answer (yes), we can use some in question.

### «some» په پوښتنه کې

کله چې موږ د «هو» د ځواب توقع لرو نو موږ په پوښتنه کې «some» استعمالوو.

### EXAMPLE:

- |                          |                             |             |
|--------------------------|-----------------------------|-------------|
| <input type="checkbox"/> | Can you give me some money? | Yes, I can. |
| <input type="checkbox"/> | Can you help me some day?   | Yes, I can. |

**Note:** (Some) is generally used in positive sentence; it is also used in question sentence if the question's answer is (yes).

\*\*\*

## Third Conditional

### Third Conditional

When we use third conditional, the condition is in past perfect and the result is in (S + would + past participle).

### درېیمه شرطیه

کله چې موږ درېیمه شرطیه کاروو نو حالت به په تېره بشپړه زمانه کې وي او پایله به یې په « فاعل + ووډ + د فعل درېیم » حالت کې وي.

### EXAMPLE:

- If I had gone to Kabul, I would have seen many places.
- If I had earned much money, I would have bought a car.
- If I had brought sticks, I would have used them.
- If I had driven a car, I would have enjoyed it.
- If you had learnt English, you would have spoken English.
- If he had drunk water, he would have felt well.
- If they had killed the snake, they would have gotten a big prize.
- If we had developed our country, we would felt calm.

Instead of (would have), we can use (should have, might have, and could have).

- If I had gone to Kabul, I should have seen many places.
- If I had earned much money, I might have bought a car.
- If I had brought sticks, I could have used them.

\*\*\*



## Countable Nouns

### Countable Nouns

Countable nouns are those which can be counted.

### شمېرونکي نومونه

شمېرونکي نومونه هغه دي چې شمېرل کېږي.

#### EXAMPLE:

| Singular   | Plural      |
|------------|-------------|
| Book       | Books       |
| Pen        | Pens        |
| Computer   | Computers   |
| Student    | Students    |
| House      | Houses      |
| Thermos    | Thermoses   |
| Television | Televisions |
| Glass      | Glasses     |
| Group      | Groups      |
| Gun        | Guns        |
| Bullet     | Bullets     |
| Rose       | Roses       |
| Tree       | Trees       |

\*\*\*

## Uncountable Nouns

### Uncountable Nouns

Uncountable nouns cannot be counted.

### نه شمېرونکي نومونه

نه شمېرونکي نومونه هغه دي چې نه شمېرل کېږي.

### EXAMPLE:

### Uncountable Nouns:

- Oil
- Water
- Milk
- Sugar
- Rice
- Soup

Note: These kind of nouns, of course, can be counted with a unit of weight.

e.g.

- kilo
- parcel
- glass
- bottle  a bottle of water
- bar

## The End

## References

- English for Grade 4, School Book
- English for Grade 5, School Book
- English for Grade 6, School Book
- English for Grade 7, School Book
- English for Grade 8, School Book
- English for Grade 9, School Book
- English for Grade 10, School Book
- English for Grade 11, School Book
- English for Grade 12, School Book

## د مثال لنډه پېژندنه



محسب الله « مثال » د شهميد حاجي باقيب الله « ملت يار » زوی د فضلي احمد لمسی ده. په ( ۱۳۷۲ ) يم لېږديز لمريز کال کې د غزني ولايت، مقر ولسوالۍ، کوه بند سيمې، په سيگانسي نومي کلي کې يې دې فاني او پاتې نړۍ ته سترگې غړولې دي.

« مثال » ته املايي او انشايي زده کړې خپل پلار بنودلې دي

او په ( ۱۳۸۱ ) يم ل.ل.ل کال کې يې د خپل کلي په سيکچه او نوروزي نومې لېسه کې خپلې زده کړې پيل کړې دي، چې په ( ۱۳۹۰ ) يم ل.ل.ل کال کې د همدې لېسې څخه فارغ شوی دی. د اقتصادي ستونزو له کبله د بنوونځي له فراغت وروسته سمدستي په دې نه و توانيدلی چې لوړو زده کړو ته دوام ورکړي؛ نو له دې امله يې ډېره موده وروسته ( ۱۳۹۵ ) يم ل.ل.ل کال کې د کانکور په آزموينه کې گډون وکړل چې په پايله کې د پکتیکا پوهنتون، بنوونې او روزنې پوهنځۍ، د انگليسي څانگې زده کړه يال وگڼل شو.

« مثال » چې د انگليسي ژبې د زده کړې ډېر تېری و، همدا هيله يې انشاء الله د بشپړېدو په لور روانه ده. دی تر اوسه پورې په پکتیکا پوهنتون کې په خپلو لوړو زده کړو بوخت دی. له ډېرې مودې راهيسې دا تنده هم ورسره پيداشوې وه چې يو علمي اثر دا غم خوړولو افغانانو ته چاپ کړي، دا هيله يې هم بشپړه شوه او نور ناچاپ علمي اثرونه هم لري چې په راځي وختونو کې به هغوی هم ستاسو تر لاسونو در ورسوي.

د مثال د نورو برياوو په هيله

محمد غني «پيمان» د مثال د اطاق ملگری

مرکز شرنه، پکتیکا

**Get more e-books from [www.ketabton.com](http://www.ketabton.com)  
Ketabton.com: The Digital Library**